
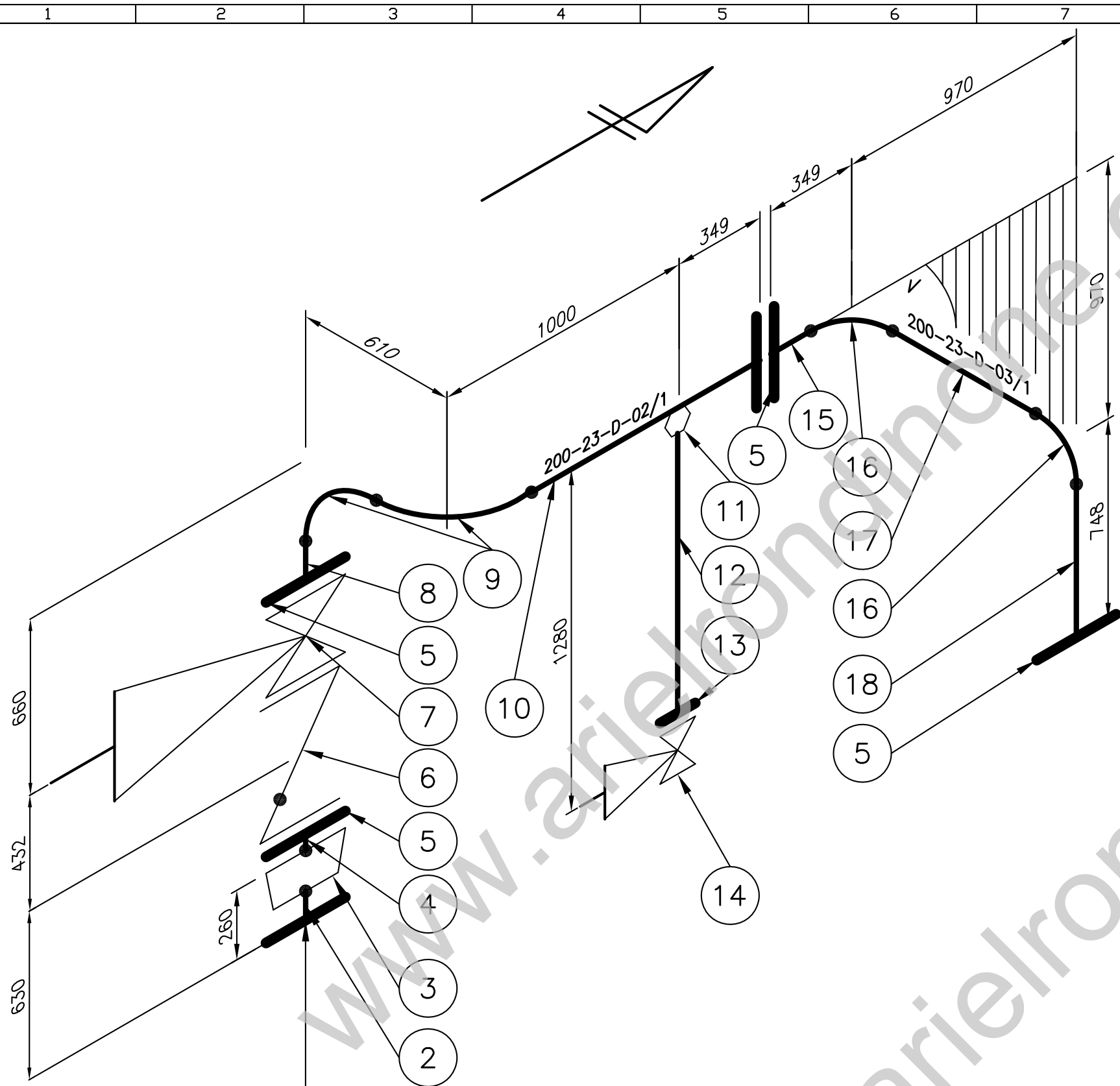


ARIEL OSVALDO RONDINONE'S PORTFOLIO

- PIPING (AUTOCAD AND REVIT 3D)

www.arielrondinone.com  
info@arielrondinone.com

NAME: ARIEL OSVALDO RONDINONE	ARIEL OSVALDO RONDINONE'S PORTFOLIO		
	EMAIL: info@arielrondinone.com	MOBILE: 0426 818 693	
	WEB PAGE: www.arielrondinone.com	CHECKED: A.O.R.	SCALE: N.T.S.@A3
			REVISION 2.0



**NOTES**

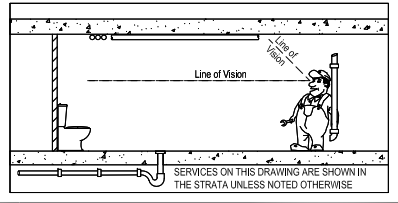
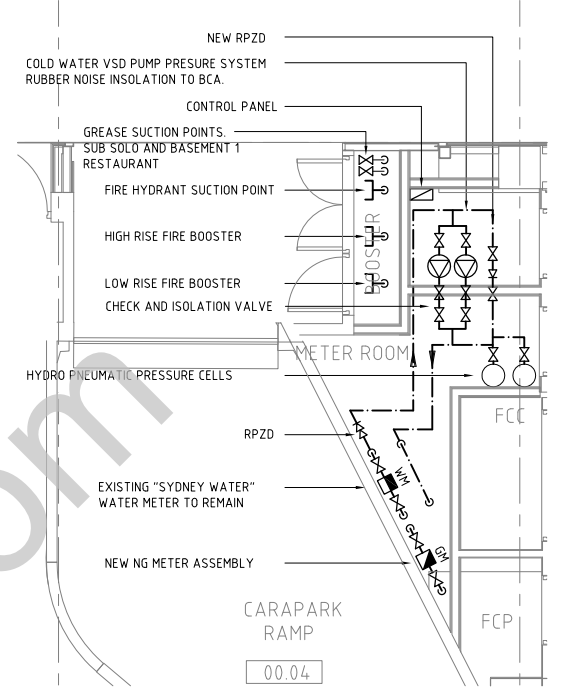
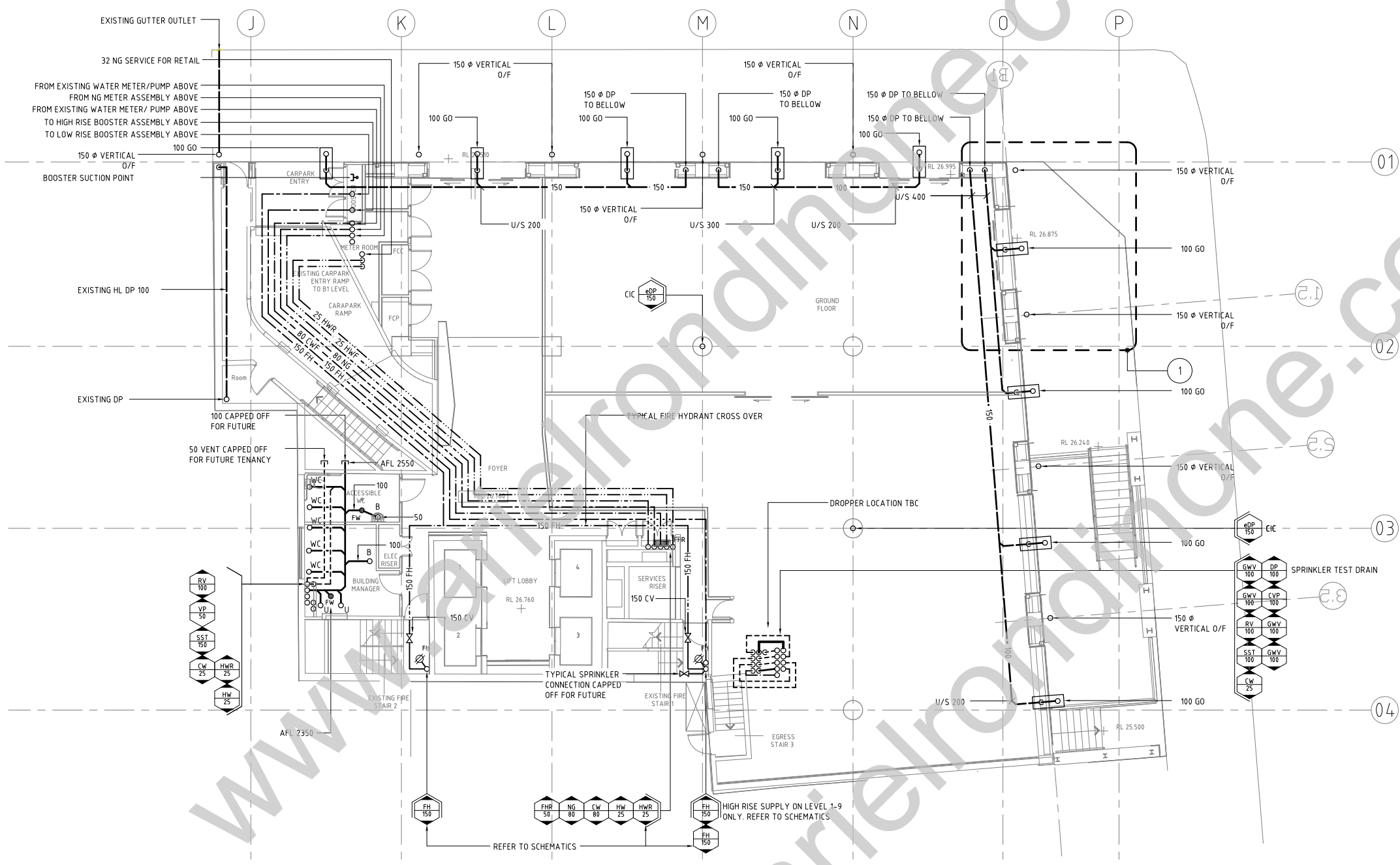
- 1) PIPE TO BE SCH 40 TO ANSI B36.10.
- 2) ALL BUTTWELDED FITTINGS TO BE STD WT TO BS 1640.
- 3) ALL WELDNECK FLANGES TO BE CLASS 150 TO ANSI B16.5.
- 4) ALL WELD ALLOWANCES 2 mm.

ITEM	QTY	DESCRIPTION	STANDARD
<b>PIPES</b>			
2	1	150 NB X 97 LONG CLASS 150	ANSI B3610
4	1	200 NB X 107 LONG CLASS 150	ANSI B3610
8	1	200 NB X 196 LONG CLASS 150	ANSI B3610
10	1	200 NB X 1033 LONG CLASS 150	ANSI B3610
12	1	50 NB X 1076.5 LONG CLASS 150	ANSI B3610
15	1	200 NB X 212 LONG CLASS 150	ANSI B3610
17	1	200 NB X 1114 LONG CLASS 150	ANSI B3610
18	1	200 NB X 611 LONG CLASS 150	ANSI B3610
<b>FITTINGS</b>			
3	1	200X150 NB REDUCER CLASS 150	BS 1640
9	2	200 NB L.R. ELBOW CLASS 150	BS 1640
11	1	50X200 WELDOLET CLASS 150	BS 1640
16	2	200 NB 45° ELBOW CLASS 150	BS 1640
<b>FLANGES</b>			
1	1	150 NB SLIP ON CLASS 150	BS 1640
5	5	200 NB SLIP ON CLASS 150	BS 1640
13	1	50 NB SLIP ON CLASS 150	BS 1640
<b>OTHER</b>			
6	1	200 NB CHECK VALVE CLASS 150	
7	1	200 NB GATE VALVE CLASS 150	
14	1	50 NB GATE VALVE CLASS 150	

**PIPEWORK FABRICATORS PTY LTD**

REVISION											

SCALE	DRAWN	APPROVED	JOB No	ISO No	DRAWING No
1:20	ARIEL		11		
	CHECKED	DATE	REFERENCE DWG	SPOOL No	REVISION No
		13/11/08	EXERCISE N° 12		




AMENDMENTS/REVISIONS			REFERENCE CO-ORDINATION DRAWINGS		
REV	DESCRIPTION	DATE	DESCRIPTION	DRAWING No.	REV DATE

CONSULTANT	HYDRAULIC CONTRACTOR	ARCHITECT	PROJECT

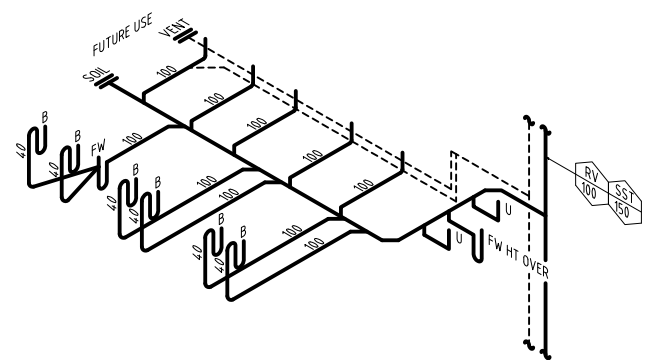
DRAWING TITLE		DRAWN	DESIGNED	CHECKED	SCALE
HYDRAULIC SERVICES GROUND FLOOR		A.R.			1:100@A1
DATE	DRAWING No.				REVISION







1 SANITARY PLUMBING SCHEMATIC  
SCALE N.T.S.



2 DIAGRAM OF TYPICAL FLOOR  
SCALE N.T.S.

AMENDMENTS/REVISIONS			REFERENCE CO-ORDINATION DRAWINGS			CONSULTANT	HYDRAULIC CONTRACTOR	ARCHITECT	PROJECT	DRAWING TITLE	DRAWN	DESIGNED	CHECKED	SCALE
REV	DESCRIPTION	DATE	DESCRIPTION	DRAWING No.	REV	DATE				SANITARY PLUMBING SCHEMATIC	A.R.			N.T.S. @A1

DATE	DRAWING No.	REVISION

1

2

3

4

5

A

A

B

B

C

C

D

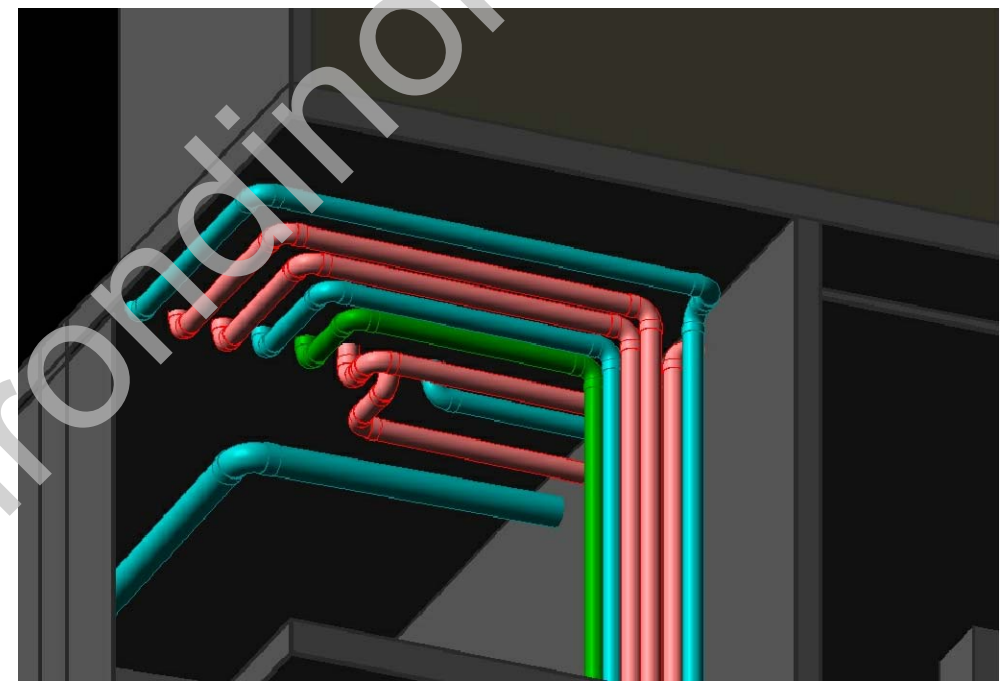
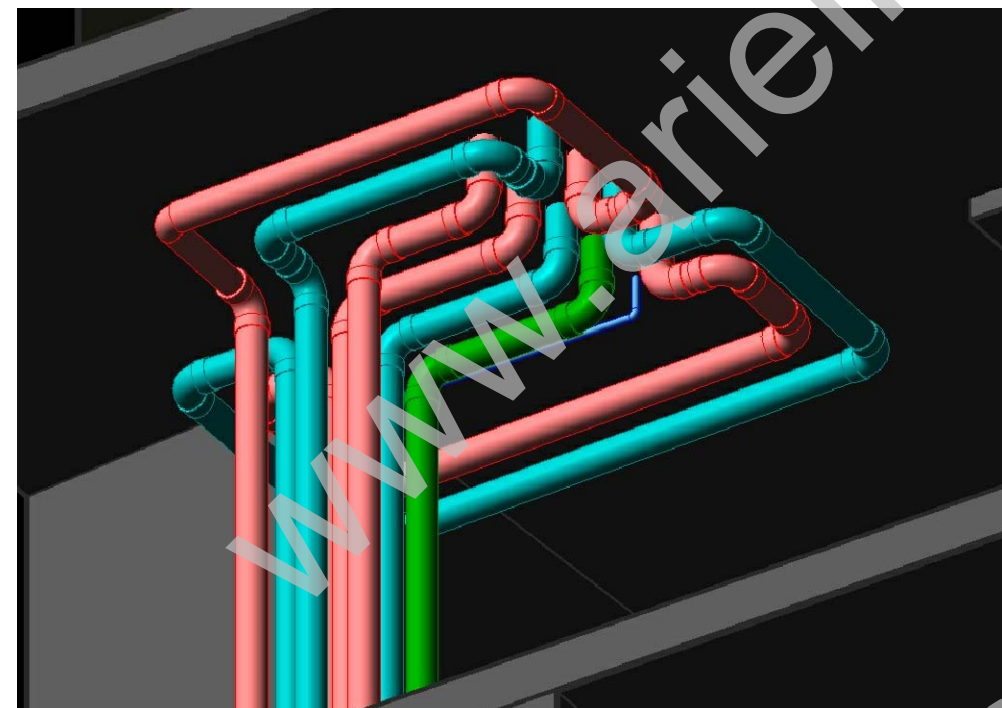

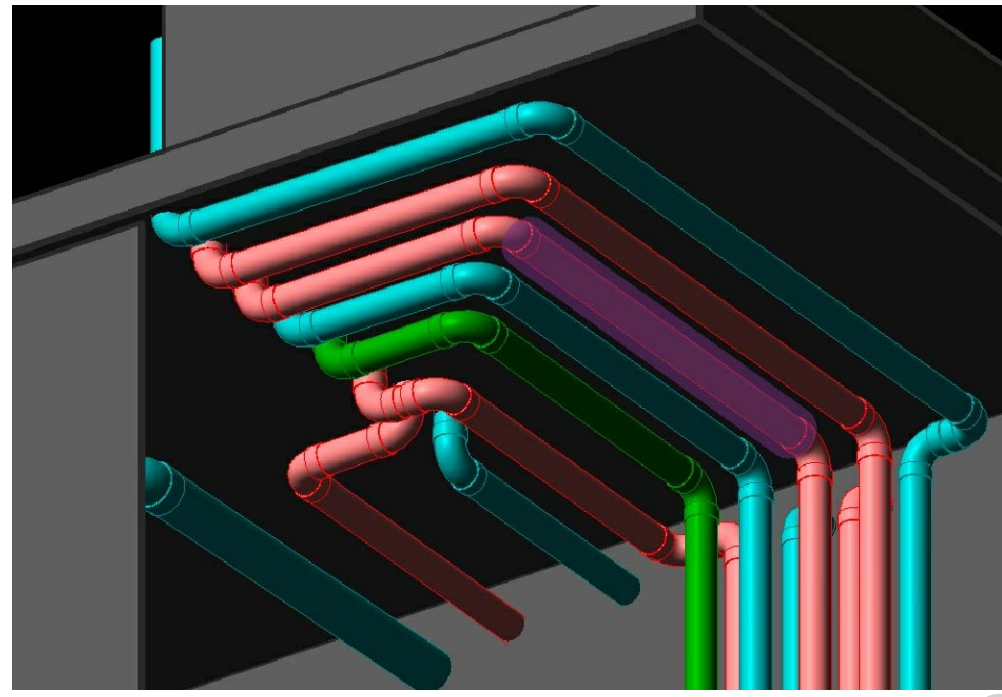
D


E

E

F

F



NAME: ARIEL OSVALDO RONDINONE	ARIEL OSVALDO RONDINONE'S PORTFOLIO		
	EMAIL: <a href="mailto:info@arielrondinone.com">info@arielrondinone.com</a> WEB PAGE: <a href="http://www.arielrondinone.com">www.arielrondinone.com</a>	MOBILE: 0426 818 693	
	CHECKED: A.O.R.	SCALE: N.T.S.@A3	REVISION 2.0

1

2

3

4

5

1

2

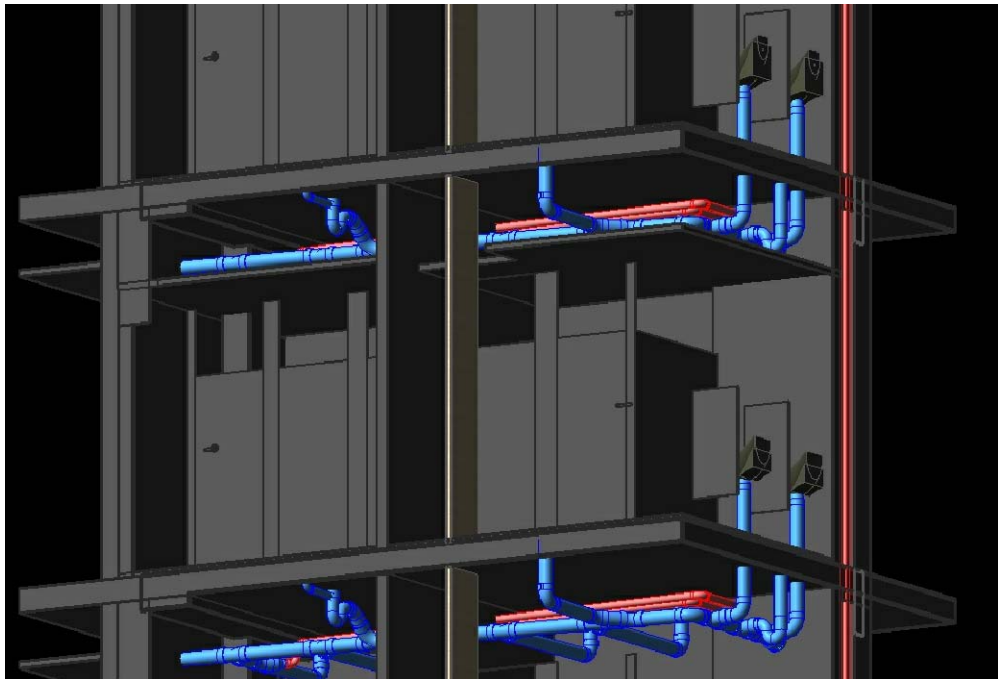
3

4

5

A

A

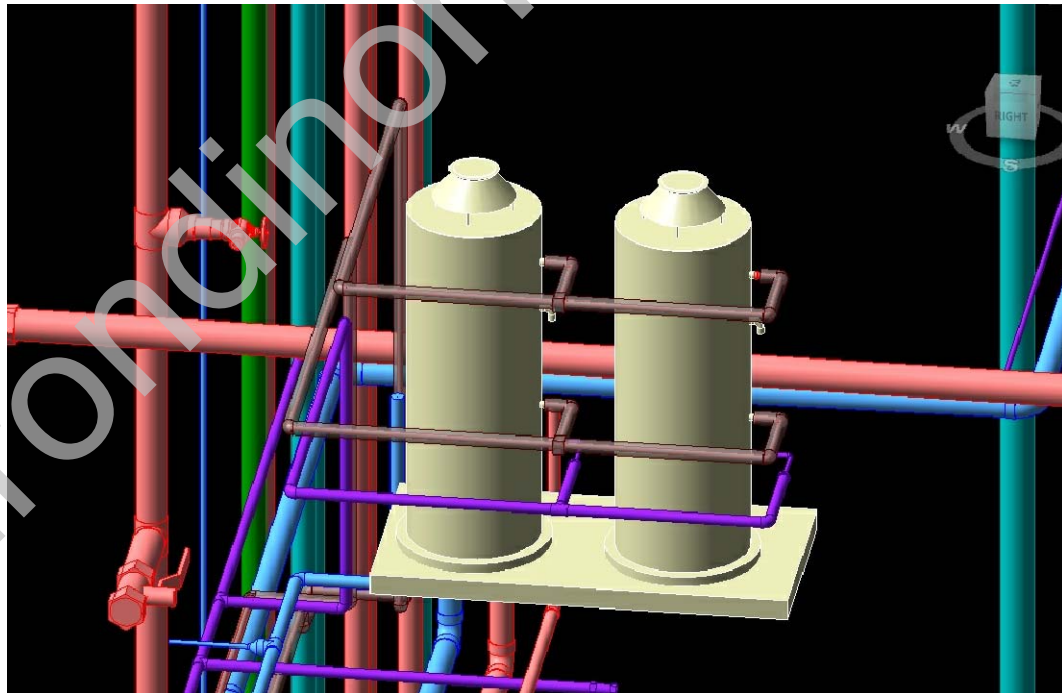
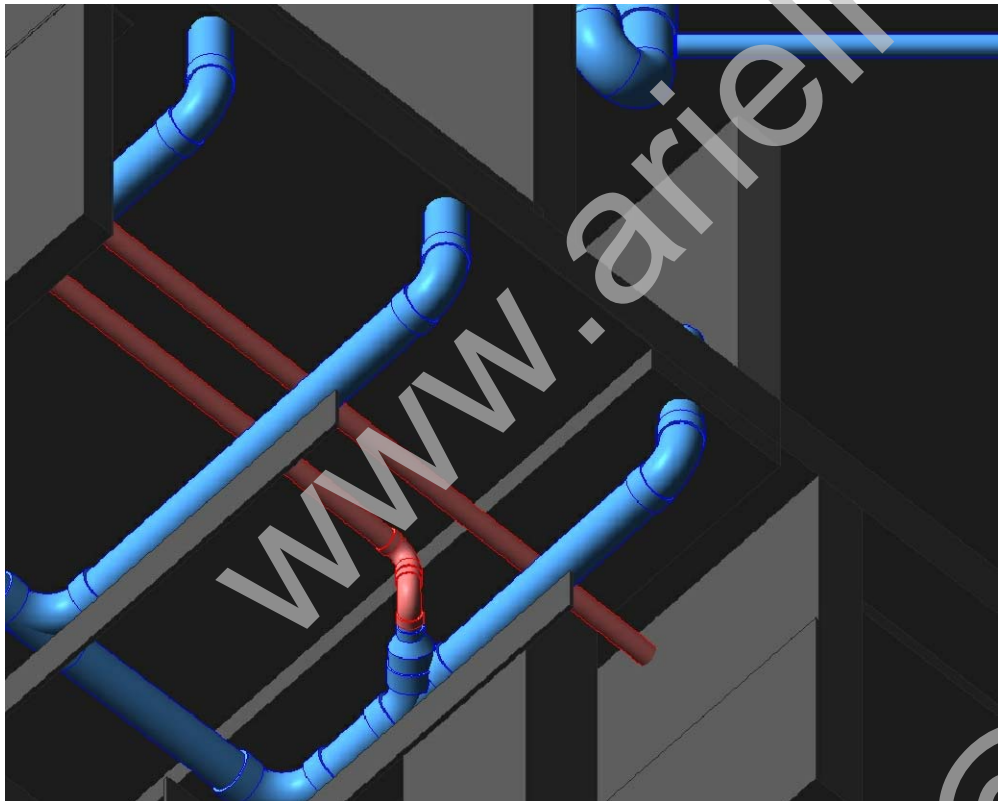


B

B

C

C




D

D

E

E

NAME: ARIEL OSVALDO RONDINONE	ARIEL OSVALDO RONDINONE'S PORTFOLIO		
	EMAIL: info@arielrondinone.com WEB PAGE: www.arielrondinone.com	MOBILE: 0426 818 693	
	CHECKED: A.O.R.	SCALE: N.T.S.@A3	REVISION 2.0

1

2

3

4

5

F


F

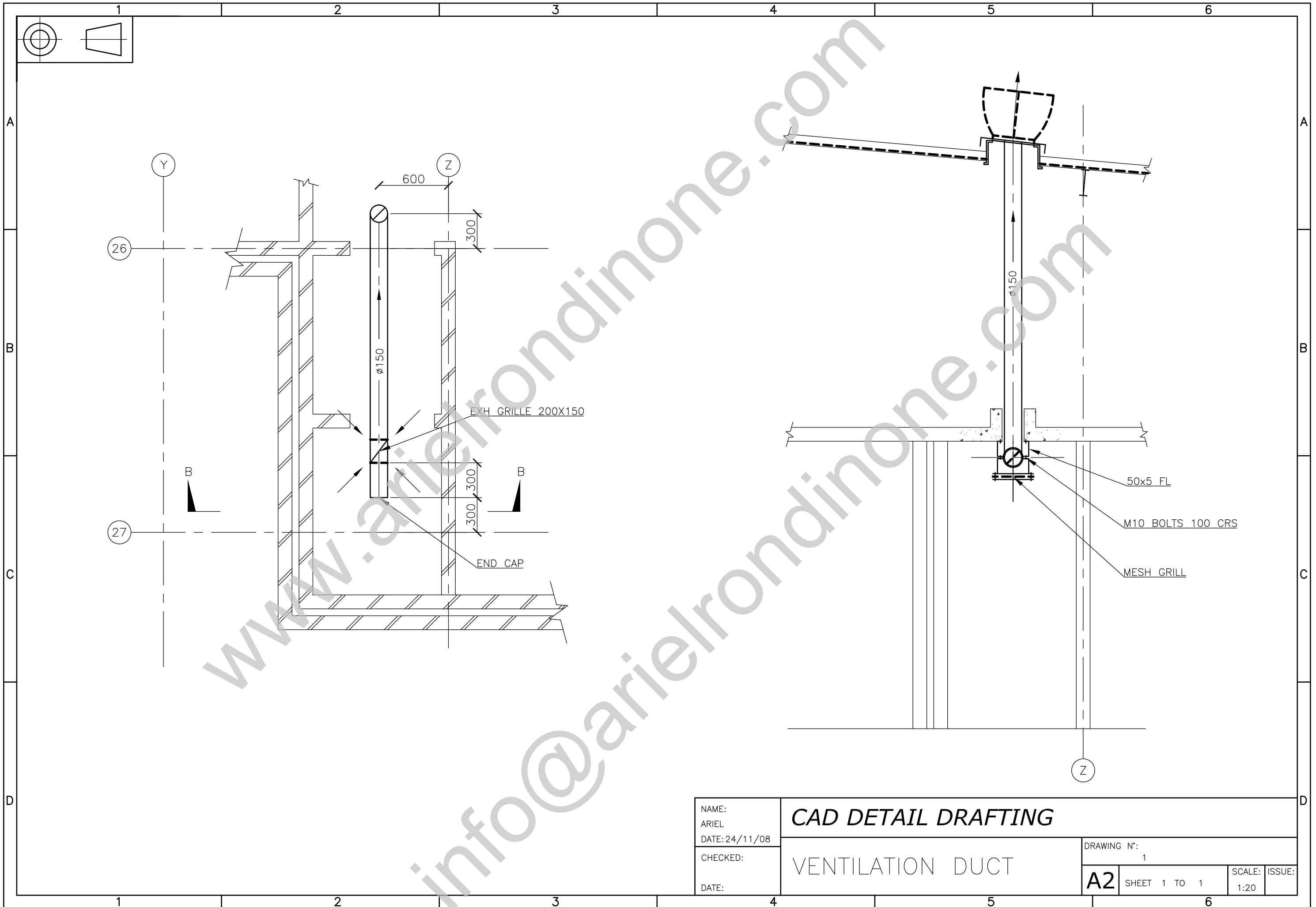


ARIEL OSVALDO RONDINONE'S PORTFOLIO

- AIR CONDITIONING DRAWINGS

www.arielrondinone.com  
info@arielrondinone.com

NAME: ARIEL OSVALDO RONDINONE	ARIEL OSVALDO RONDINONE'S PORTFOLIO		
	EMAIL: info@arielrondinone.com	MOBILE: 0426 818 693	
	WEB PAGE: www.arielrondinone.com	CHECKED: A.O.R.	SCALE: N.T.S.@A3
			REVISION 2.0

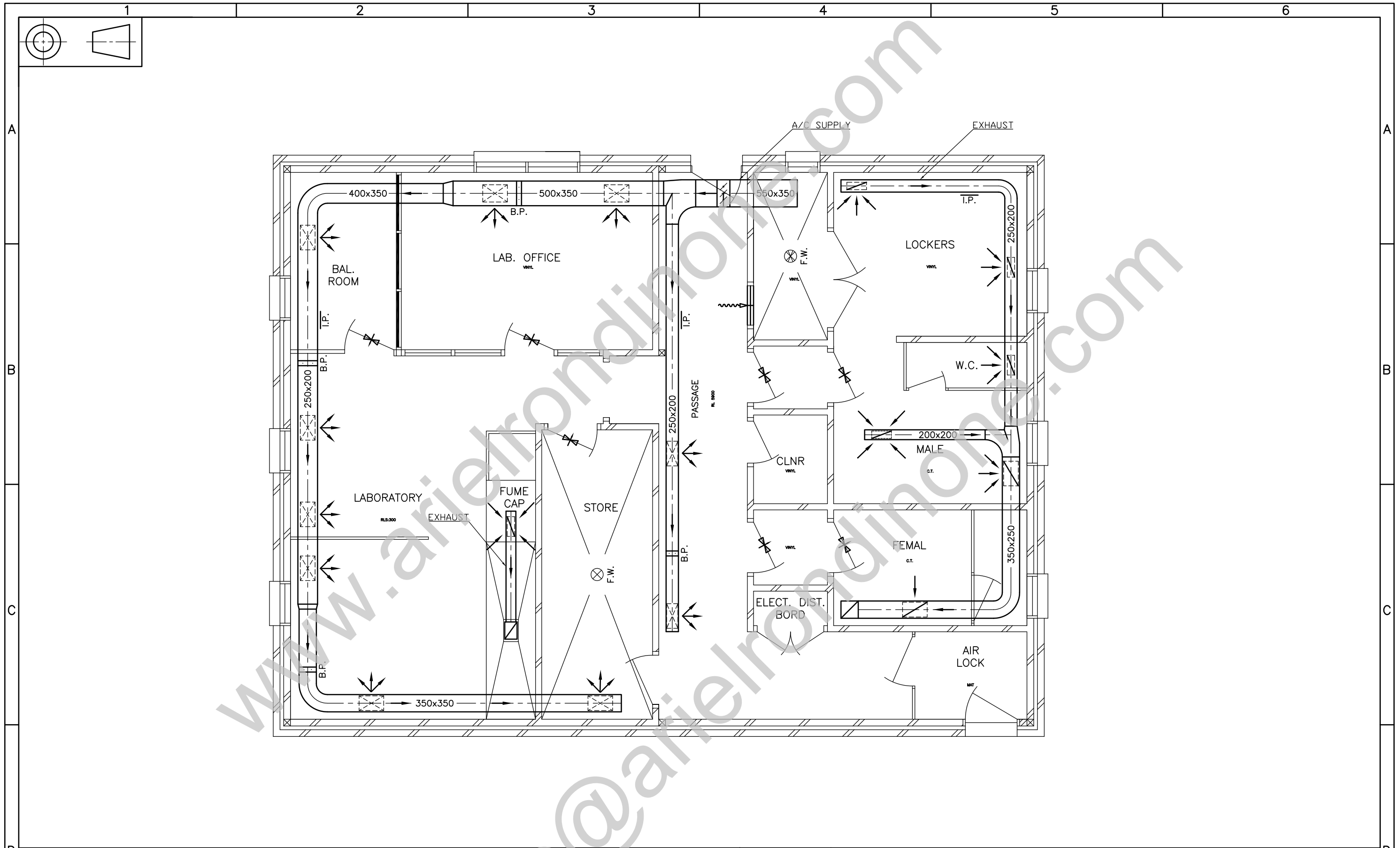


NAME:  
ARIEL  
DATE: 24/11/08  
CHECKED:  
DATE:

**CAD DETAIL DRAFTING**

VENTILATION DUCT

DRAWING N°:  
1  
**A2** SHEET 1 TO 1  
SCALE: 1:20  
ISSUE:



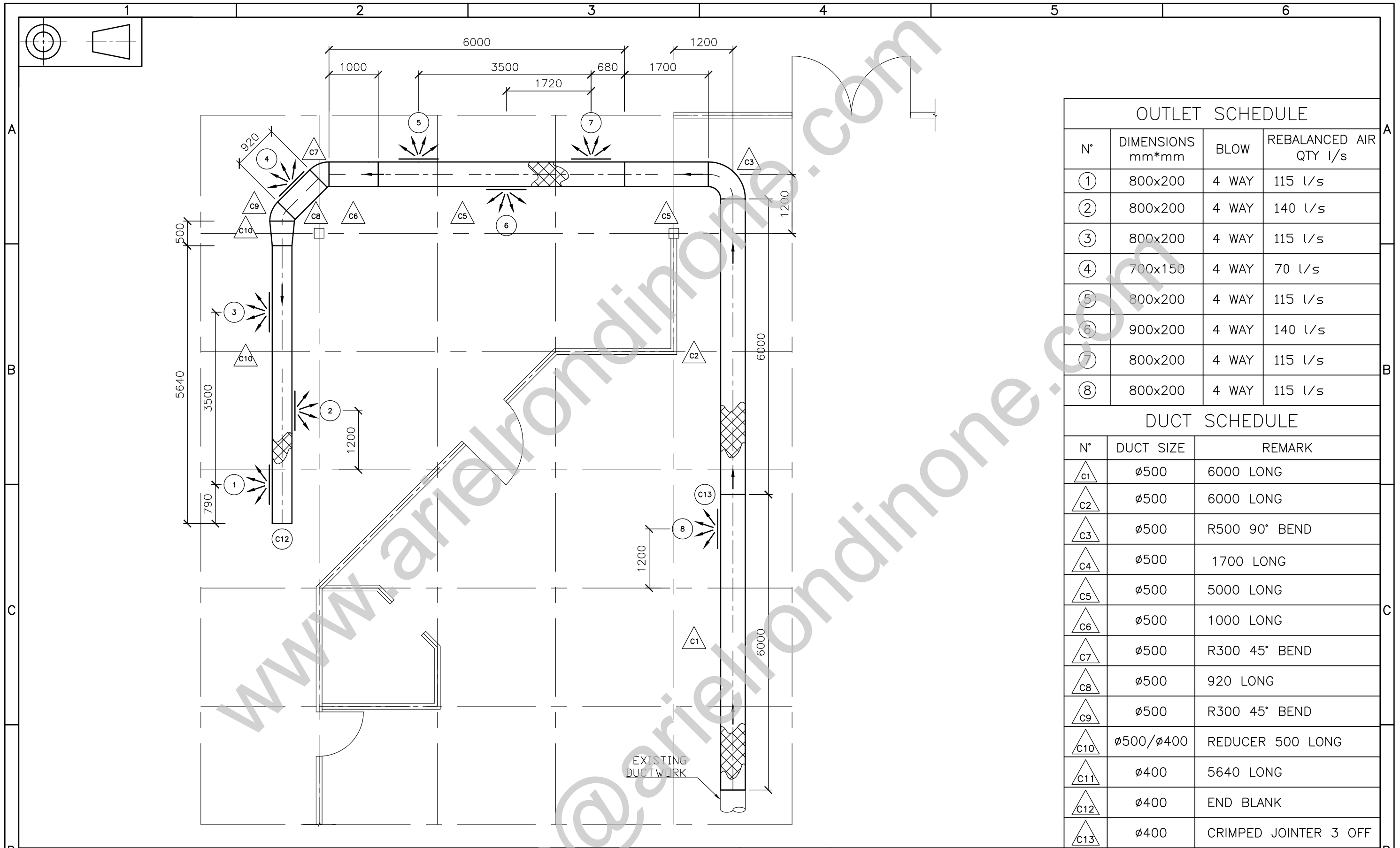
- NOTE:
- 1) SUPPLY DUCT TO BE INSULATED USING 50 mm F/GLASS SEALED IN P.V.C. SO AS TO BE AIR TIGHT.
  - 2) DUCT WORK TO BE SECURED USING HANGERS DETAILED IN PG/S41 AT 24 M CRS.
  - 3) ALL AIR CONDITIONING DIFFUSERS ARE TO BE ADJUSTED AND SET IN ACCORDANCE WITH THE OUTLET SCHEDULE.
  - 4) INSPECTION PLATES ARE TO BE BOLTED IN PLANE AND SUPPLIED WITH FIXE GASKETS.
  - 5) ALL DOOR GRILLS TO BE 300x300 FITTED 300mm OFF TO U/SIDE.

NAME:  
ARIEL  
DATE: 26/11/08  
CHECKED:  
DATE:

**CAD DETAIL DRAFTING**

LABORATORY A/C

DRAWING N°: 2		SCALE: 1:50	ISSUE:
<b>A2</b>	SHEET 2 TO 2		



OUTLET SCHEDULE			
N°	DIMENSIONS mm*mm	BLOW	REBALANCED AIR QTY l/s
①	800x200	4 WAY	115 l/s
②	800x200	4 WAY	140 l/s
③	800x200	4 WAY	115 l/s
④	700x150	4 WAY	70 l/s
⑤	800x200	4 WAY	115 l/s
⑥	900x200	4 WAY	140 l/s
⑦	800x200	4 WAY	115 l/s
⑧	800x200	4 WAY	115 l/s

DUCT SCHEDULE		
N°	DUCT SIZE	REMARK
△c1	ø500	6000 LONG
△c2	ø500	6000 LONG
△c3	ø500	R500 90° BEND
△c4	ø500	1700 LONG
△c5	ø500	5000 LONG
△c6	ø500	1000 LONG
△c7	ø500	R300 45° BEND
△c8	ø500	920 LONG
△c9	ø500	R300 45° BEND
△c10	ø500/ø400	REDUCER 500 LONG
△c11	ø400	5640 LONG
△c12	ø400	END BLANK
△c13	ø400	CRIMPED JOINTER 3 OFF

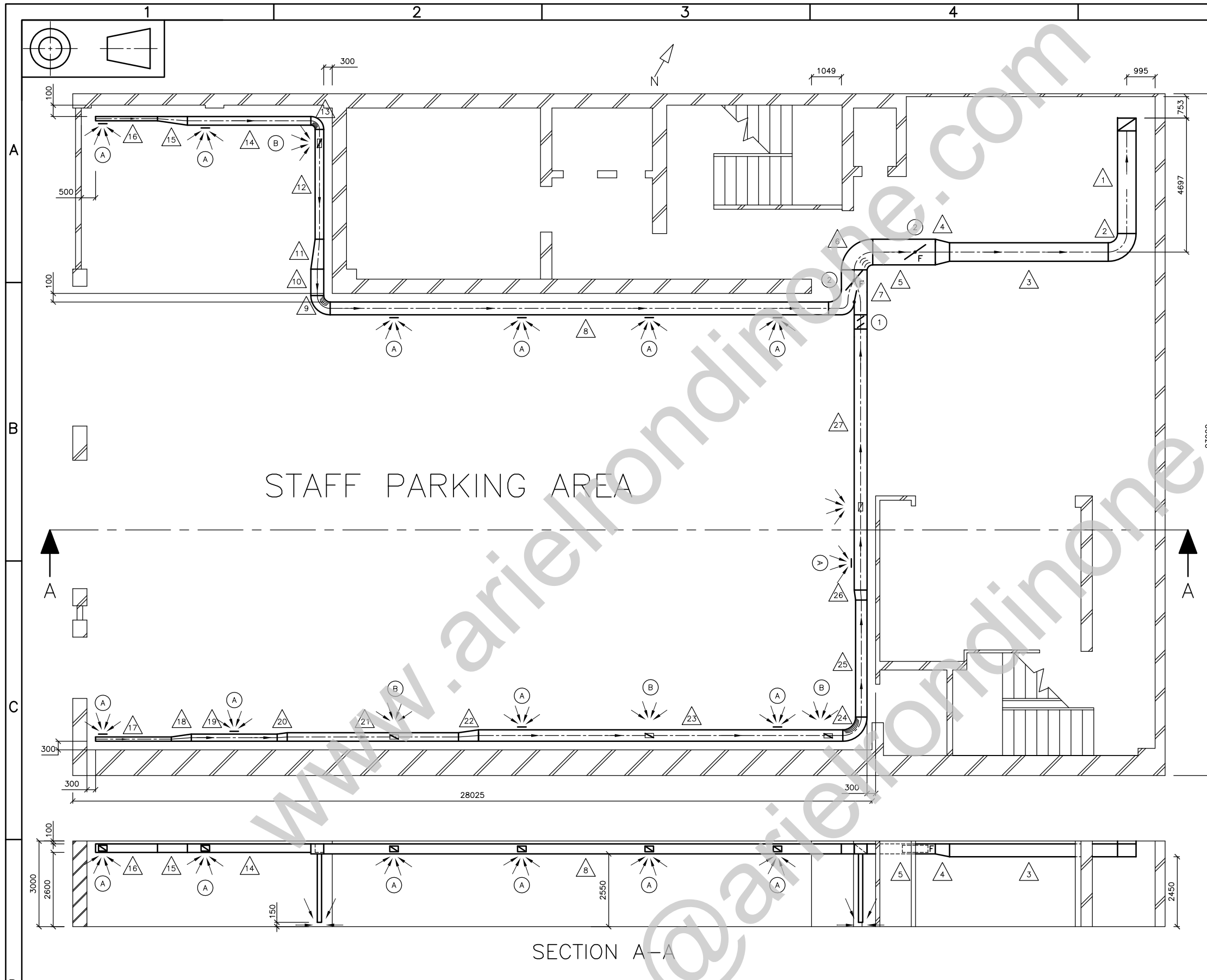
- NOTE:
- 1) DUCTING TO BE INSTALLED IN ACCORDANCE WITH "DURADUCT" INSTRUCTION.
  - 2) ALL JOINTS TO BE SEALED WITH "HARDCAST" 76mm WIDE AIR TIGHT TAPE.
  - 3) DUCTING TO BE INSULATED WITH 50mm THICK SOALED CLASS INSULATION.
  - 4) ALL PAINTING TO BE MADE GOOD ON COMPLETION OR WORK.

NAME:  
ARIEL  
DATE: 27/11/08  
CHECKED:  
DATE:

**CAD DETAIL DRAFTING**

NEW SECTION OF CUCTING

DRAWING N°:  
3  
**A2** SHEET 3 TO 3 SCALE: 1:50 ISSUE:



OUT SCHEDULE			
N°	DIMENSIONS mm*mm	BLOW	REBALANCED AIR QTY l/s
(A)	300x200	4 WAY	130
(B)	290x140	4 WAY	140
DUCT SCHEDULE			
N°	DUCT SIZE	REMARK	
c1	650x450	3822 LONG	
c2	650x450	R 650 90° BEND	
c3	650x450	5563 LONG	
c4	900x350/650x450	REDUCER 490 LONG	
c5	900x350	2195 LONG	
c6	900x350	R 900 90° BEND	
c7	900x350/450x350	SPLITTER	
c8	450x350	17475 LONG	
c9	450x350	R 450 90° BEND	
c10	450x350	925 LONG	
c11	300x300/450x350	REDUCER 1050 LONG	
c12	300x300	3850 LONG	
c13	300x300	R 300 90° BEND	
c14	300x300	4329 LONG	
c15	150x300/300x300	REDUCER 1050 LONG	
c16	150x300	2171 LONG	
c17	150x300	2657 LONG	
c18	150x300/250/300	700 LONG	
c19	250x300	3011 LONG	
c20	250x300/300x300	350 LONG	
c21	300x300	6007 LONG	
c22	300x300/400x300	REDUCER 700 LONG	
c23	400x300	12773 LONG	
c24	400x300	R 400 90° BEND	
c25	400x300	4100 LONG	
c26	400x300/450x350	REDUCER 350 LONG	
c27	450x350	9150 LONG	
(1)	DAMPER OPPOSITE BLADE		
(2)	FIRE DAMPERS		

NOTE:  
 1) DUCT HANGARS TO BE CONSTRUCTED AS SHOWN IN DETAIL 'A' AND SPACED AT 2000 MAX.  
 2) ALL DUCTING TO BE OF SLIP JOINT CONSTRUCTION EXCEPT AS SHOWN IN DETAIL 'A'.  
 3) ALL JOINTS TO BE SEALED WITH 50mm WIDE TAPE.  
 4) FOR FAN MOUNTING DETAILS SEE "RICHARDSONS FAN CATT".

NAME:  
 ARIEL  
 DATE: 04/12/08  
 CHECKED:  
 DATE:

**CAD DETAIL DRAFTING**


STAFF PARKING

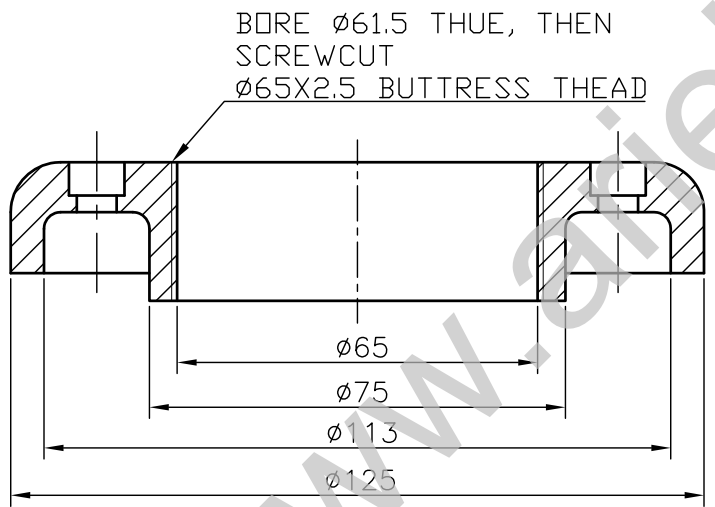
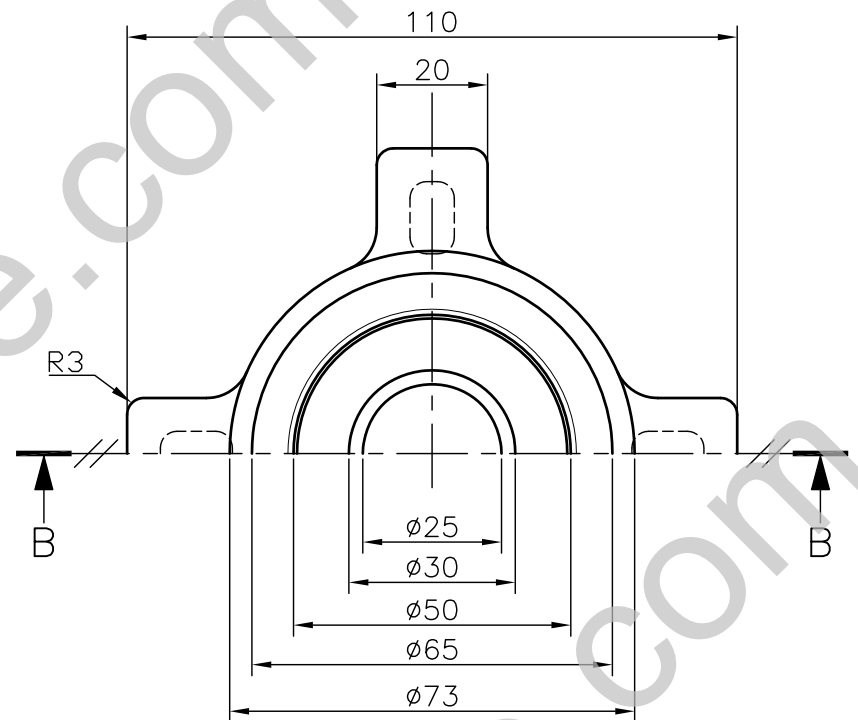
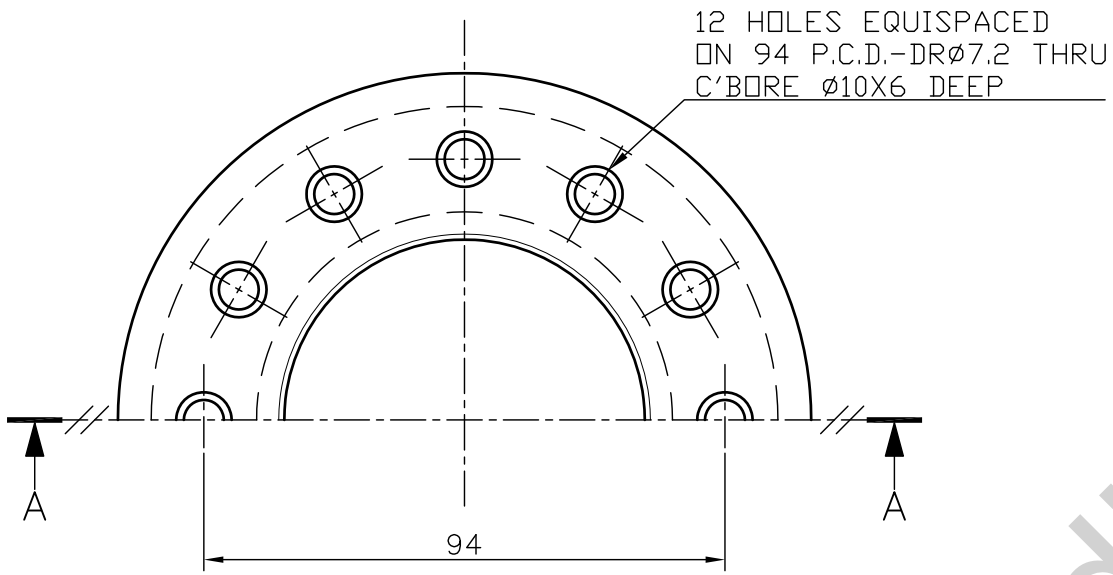
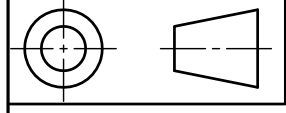
DRAWING N°:  
 4  
**A2** SHEET 4 TO 4 SCALE: 1:100 ISSUE:

ARIEL OSVALDO RONDINONE'S PORTFOLIO

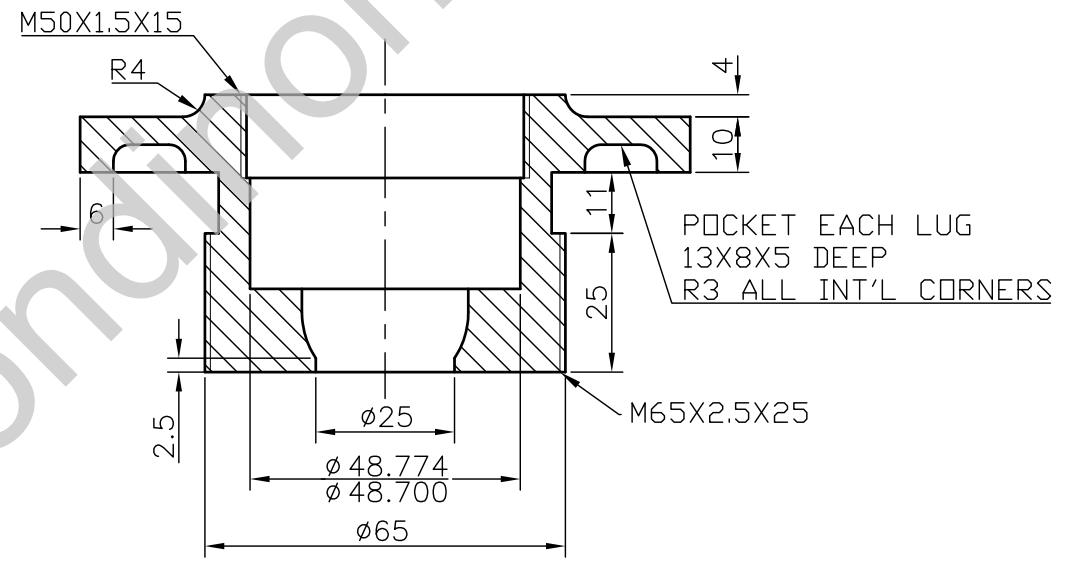
- MECHANICAL DRAWINGS

www.arielrondinone.com  
info@arielrondinone.com

NAME: ARIEL OSVALDO RONDINONE	ARIEL OSVALDO RONDINONE'S PORTFOLIO		
	EMAIL: info@arielrondinone.com	MOBILE: 0426 818 693	
	WEB PAGE: www.arielrondinone.com	CHECKED: A.O.R.	SCALE: N.T.S.@A3
			REVISION 2.0



SECTION A-A



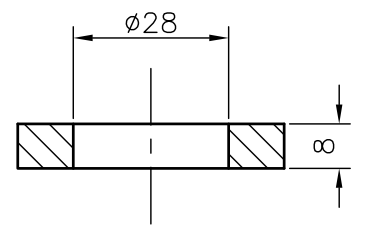
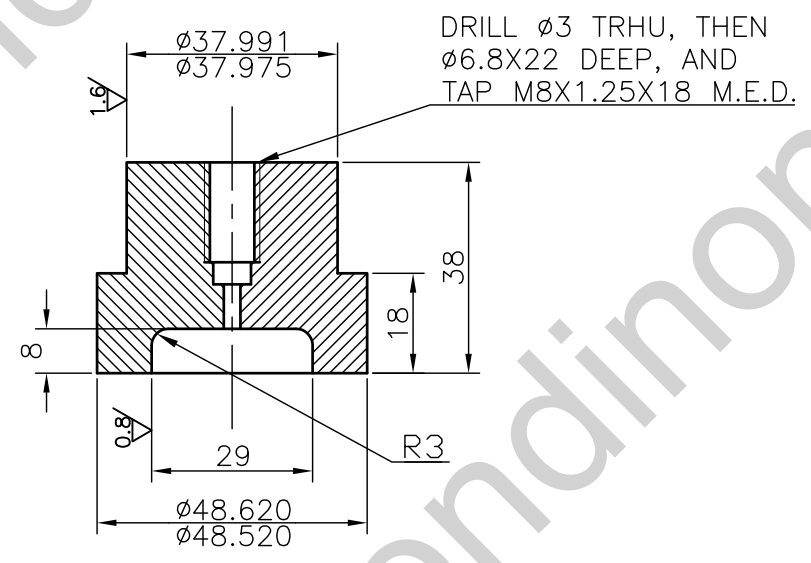
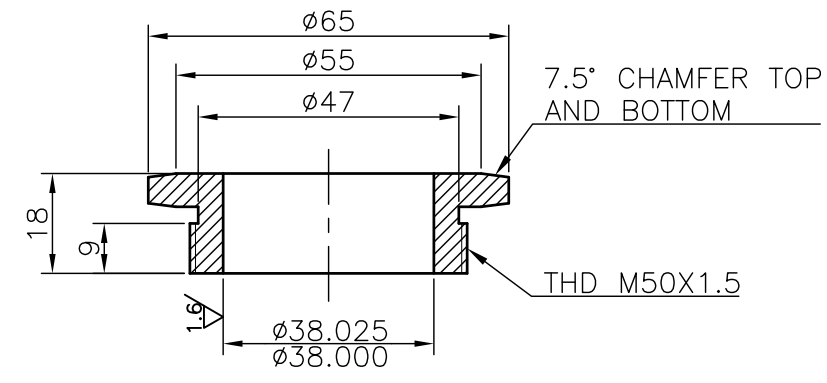
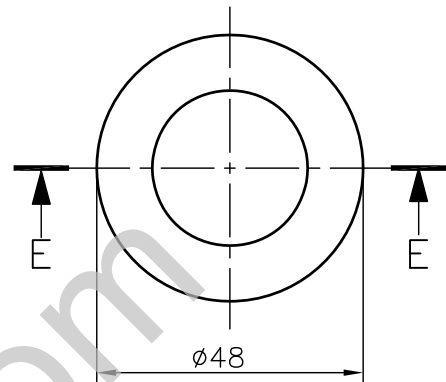
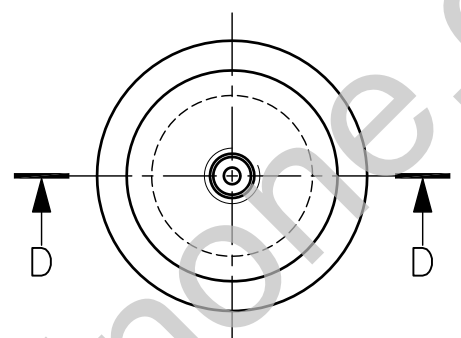
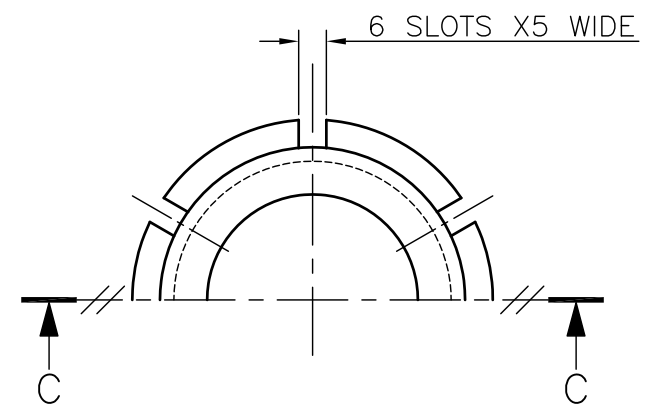
SECTION B-B

② CUSHION MTG BASE  
 MATL:CAST IRON  
 QTY:1  
 SCALE:1:1

⑥ JACKING SCREW  
 MATL:CAST SEMI-STEEL  
 QTY:1  
 SCALE:1:1

TOLERANCE UNLESS OTHERWISE STATE
0.50 TO 6 ± 0.05
OVER 6 TO 30 ± 0.10
OVER 30 TO 120 ± 0.15

NAME: ARIEL	<b>CAD DETAIL DRAFTING</b>	DRAWING N°: 2.3	
DATE: 13/10/08		MOVABLE ANTI-VIBRATION	SCALE: 2:1
CHECKED:			A2
DATE:			ISSUE:

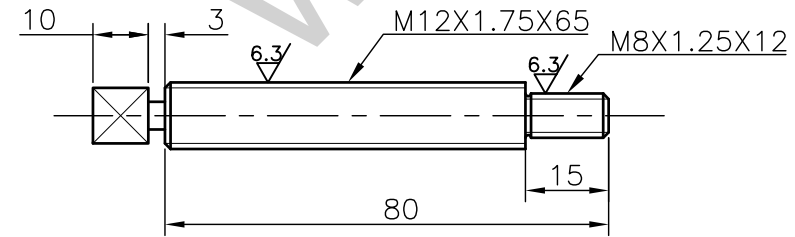


SECTION C-C

SECTION D-D

7 COLLAR  
MATL:S1045  
QTY:1  
SCALE:1:1

4 LUBE RING  
MATL:EXPANDED FELT  
QTY:1  
SCALE:1:1



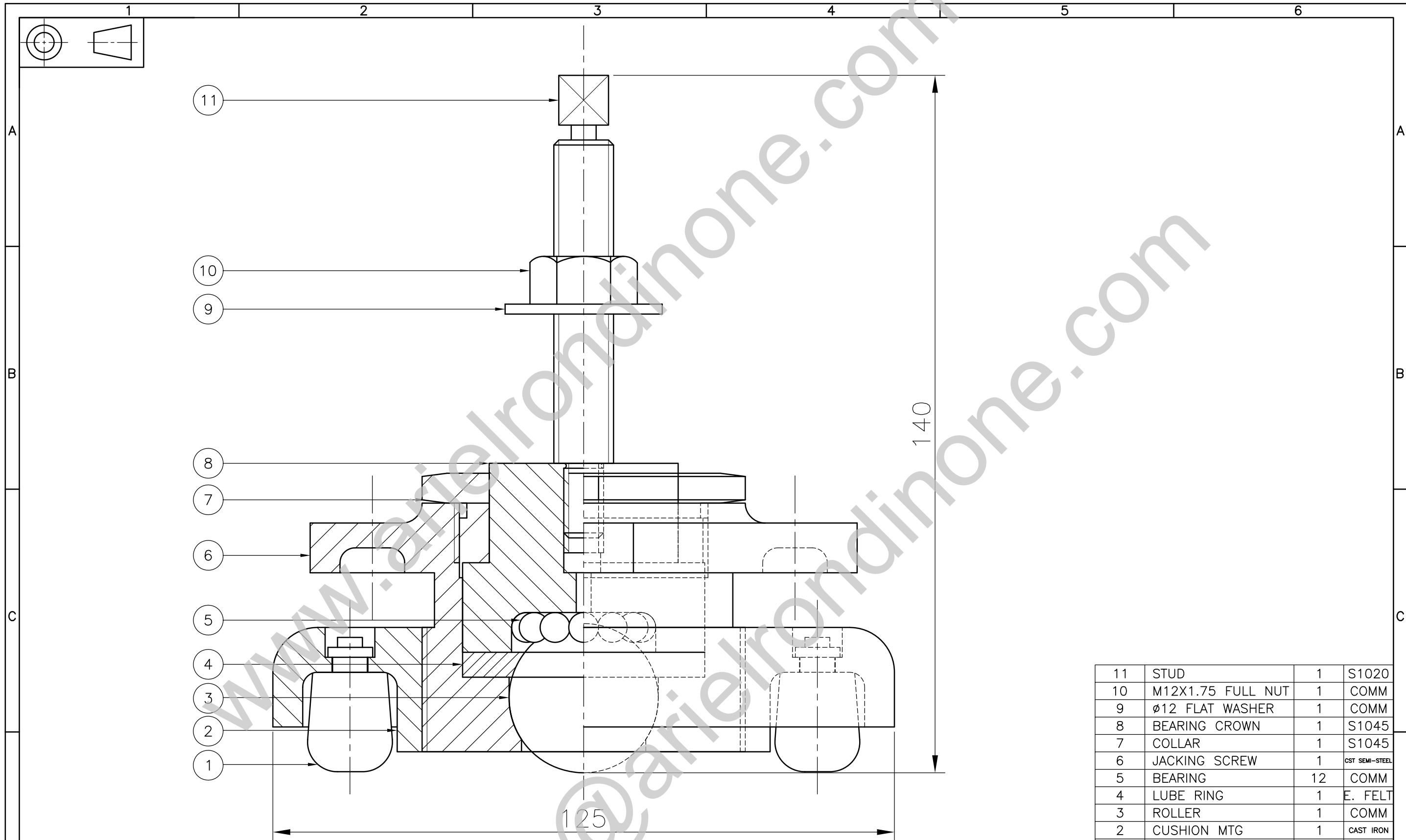
11 STUD  
MATL:S1020  
QTY:1  
SCALE:1:1

8 BEARING CROWN  
MATL:S1045  
QTY:1  
SCALE:1:1

TOLERANCE UNLESS OTHERWISE STATE  
0.50 TO 6 ± 0.05  
OVER 6 TO 30 ± 0.10  
OVER 30 TO 120 ± 0.15

NAME: ARIEL	<b>CAD DETAIL DRAFTING</b>		
DATE: 13/10/08	MOVABLE ANTI-VIBRATION		
CHECKED:	DRAWING N°: 2.3	SCALE: 2:1	ISSUE:
DATE:	A2	SHEET 2.1 TO 2.3	





11	STUD	1	S1020
10	M12X1.75 FULL NUT	1	COMM
9	Ø12 FLAT WASHER	1	COMM
8	BEARING CROWN	1	S1045
7	COLLAR	1	S1045
6	JACKING SCREW	1	CST SEMI-STEEL
5	BEARING	12	COMM
4	LUBE RING	1	E. FELT
3	ROLLER	1	COMM
2	CUSHION MTG	1	CAST IRON
1	CUSHION BUTTON	12	COMM

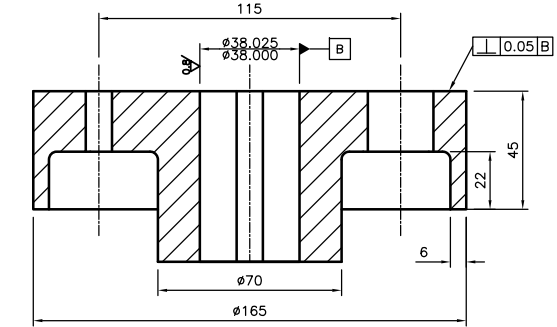
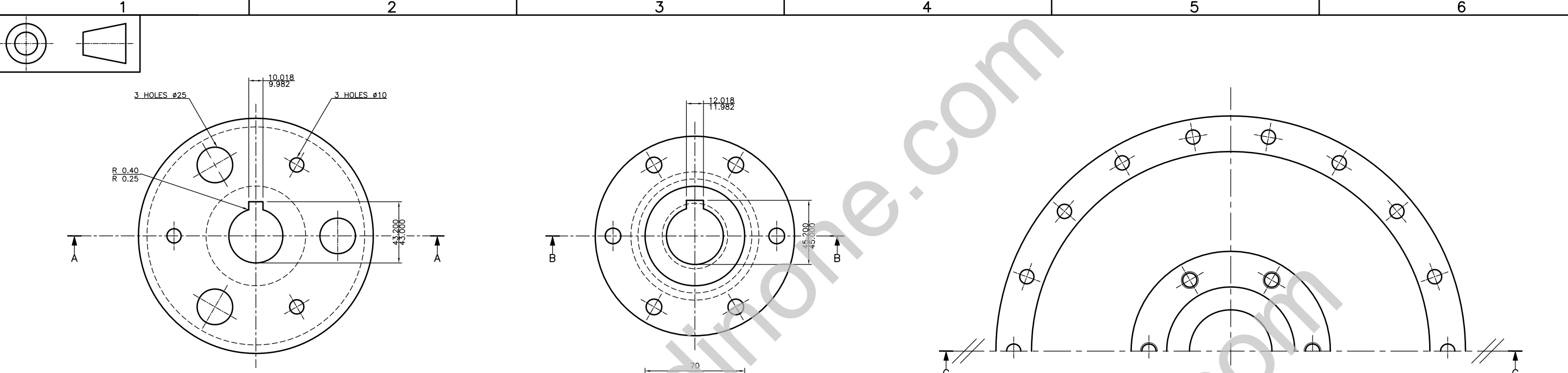
NAME:  
ARIEL  
DATE: 13/10/08  
CHECKED:  
DATE:

**CAD DETAIL DRAFTING**

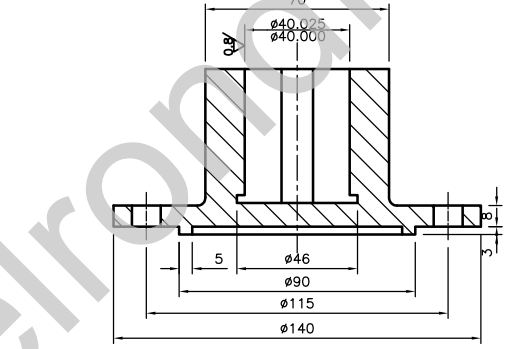
MOVABLE ANTI-VIBRATION

DRAWING N°:  
2.3

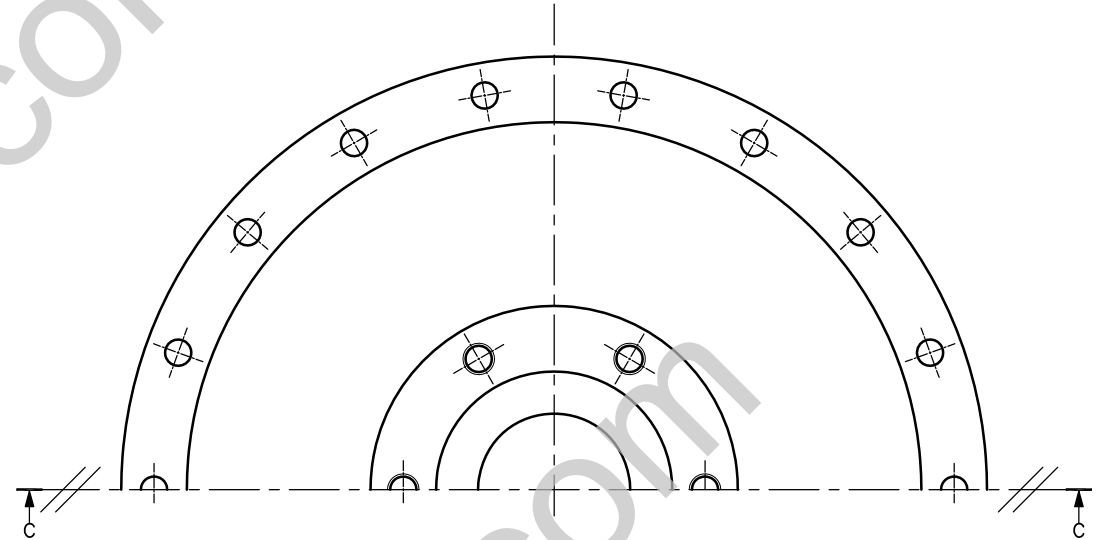
**A2** SHEET 2.1 TO 2.3 SCALE: 2:1 ISSUE:



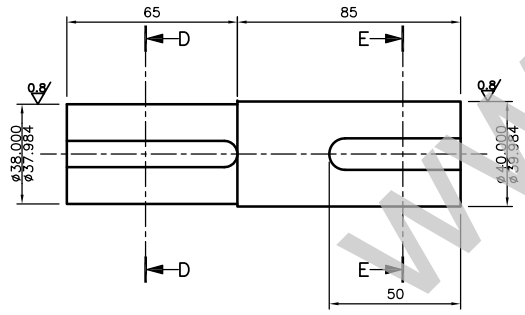
4 FLEXIBLE COUPLING  
MATL:ALUMINIUM  
QTY:1  
SCALE:1:2



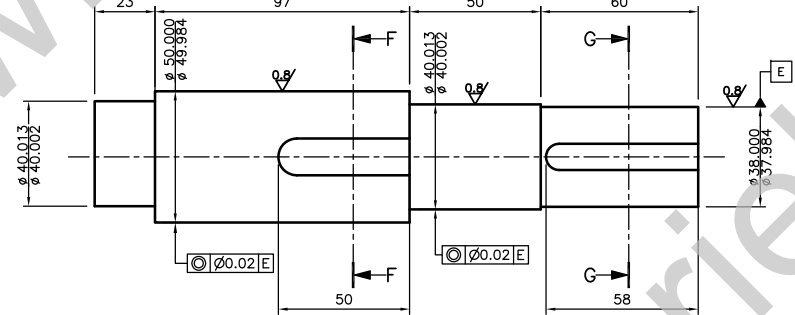
9 FLANGED COUPLING  
MATL:ALUMINIUM  
QTY:1  
SCALE:1:2



10 IMPELLER  
MATL:ALUMINIUM  
QTY:1  
SCALE:1:2



7 SHAFT 1  
MATL:M.S.  
QTY:1  
SCALE:1:2

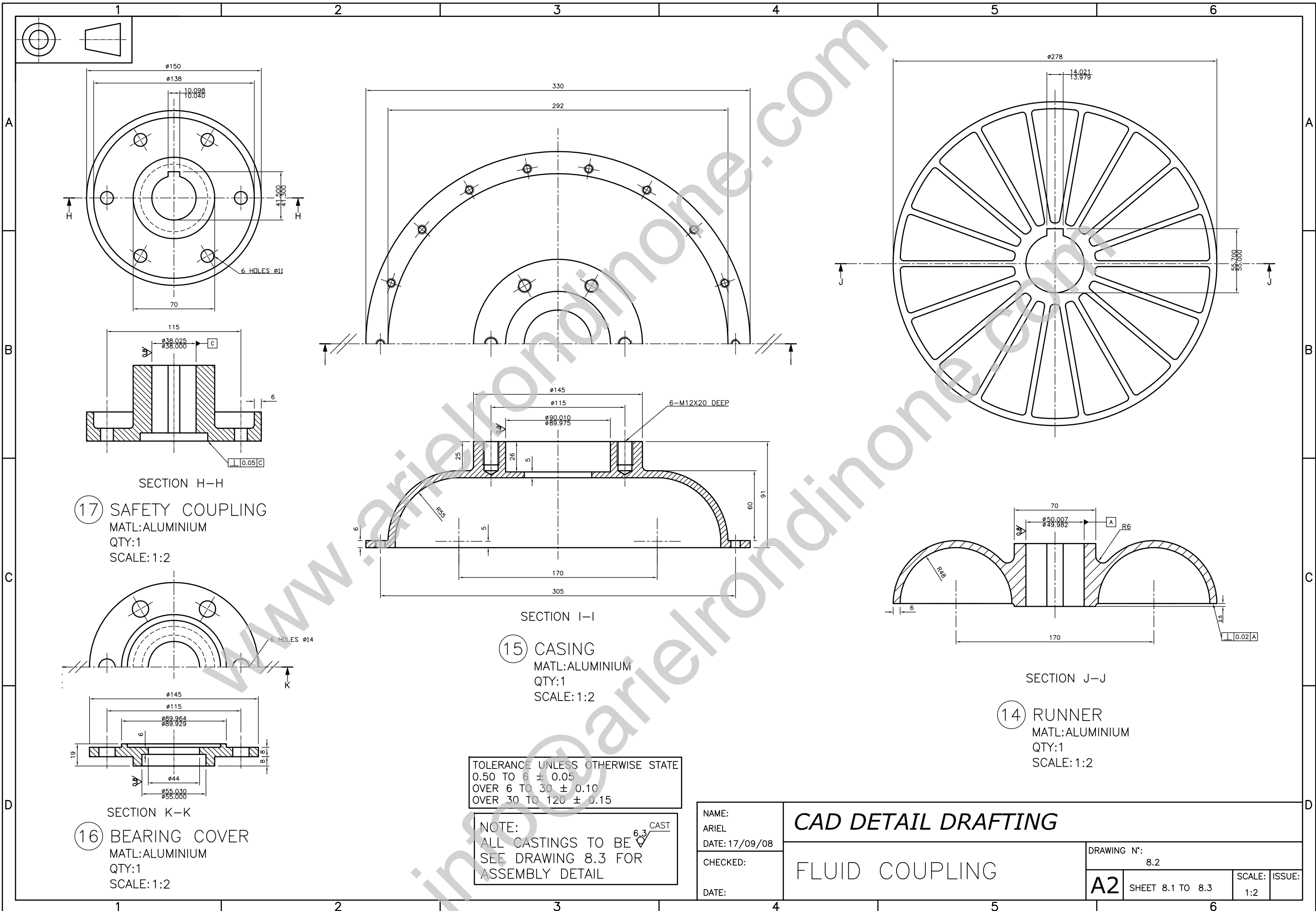


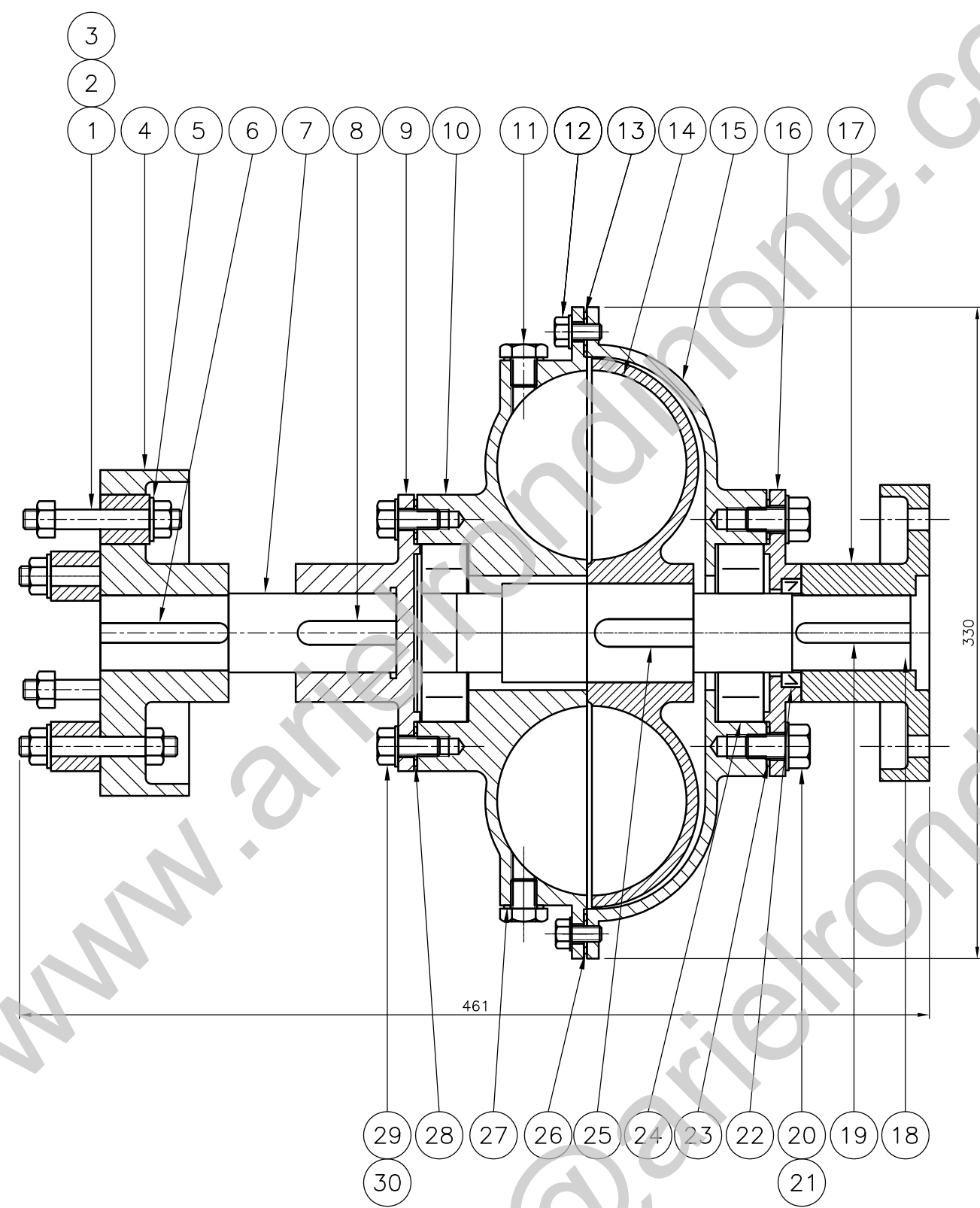
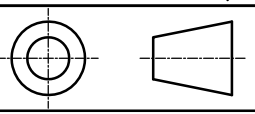
18 SHAFT 2  
MATL:M.S.  
QTY:1  
SCALE:1:2

NOTE:  
ALL CASTINGS TO BE  $\sqrt[6.3]{}$  CAST  
SEE DRAWING 8.2 FOR  
DETAIL

TOLERANCE UNLESS OTHERWISE STATE  
0.50 TO 6  $\pm$  0.05  
OVER 6 TO 30  $\pm$  0.10  
OVER 30 TO 120  $\pm$  0.15

NAME: ARIEL	<b>CAD DETAIL DRAFTING</b>		
DATE: 11/09/08	DRAWING N°: 8.1		
CHECKED:	FLUID COUPLING		SCALE: ISSUE: 1:2
DATE:	A2		SHEET 8.1 TO 8.3





30	WASHER $\phi 10$	6	M.S.
29	M10 NUT 20 LONG	6	M.S.
28	GASKET $\phi 115$	1	COMM
27	GASKET $\phi 13$	2	COMM
26	GASKET $\phi 305$	2	COMM
25	KEY 50X14X9	1	COMM
24	DEEP GROOVE BALL BEARING	2	COMM
23	GASKET $\phi 115$	1	COMM
22	OIL SEAL WESTON	1	RUBBER
21	WASHER	6	COMM
20	BOLT M12X20 LONG	6	COMM
19	KEY 58X10X8	1	COMM
18	SHAFT 2	1	M.S.
17	SAFTY COUPLING	1	M.S.
16	BEARING COVER	1	M.S.
15	CASING	1	AL
14	RUNNER	1	AL
13	$\phi 8$ WASHER	18	M.S.
12	M8 BOLT 15 LONG	18	M.S.
11	M13 SET SCREW	2	COMM
10	IMPELER	1	AL
9	FLANGED COUPLING	1	M.S.
8	KEY 50X12X8	1	COMM
7	SHAFT 1	1	M.S.
6	KEY 62X10X8	1	COMM
5	WASHER $\phi 11$	6	COMM
4	FLEXIBLE COUPLING	1	M.S.
3	NEO SLEEVE 25X15 ODX12I.D.	6	NEO
2	M10 NUT	6	COMM
1	DRIVING PIN M10X80	6	COMM
ITEM	DESCRIPTION	QTY	MATL

TOLERANCE UNLESS OTHERWISE STATE  
 0.50 TO 6  $\pm 0.05$   
 OVER 6 TO 30  $\pm 0.10$   
 OVER 30 TO 120  $\pm 0.15$

NAME:  
 ARIEL  
 DATE: 17/09/08  
 CHECKED:  
 DATE:

**CAD DETAIL DRAFTING**

FLUID COUPLING

DRAWING N°:  
 8.3

**A2** SHEET 8.1 TO 8.3


SCALE: 1:2

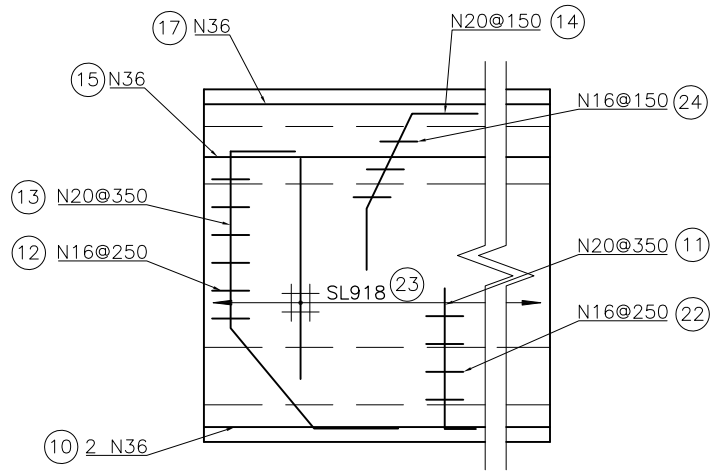
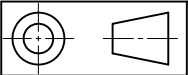
ISSUE:

ARIEL OSVALDO RONDINONE'S PORTFOLIO

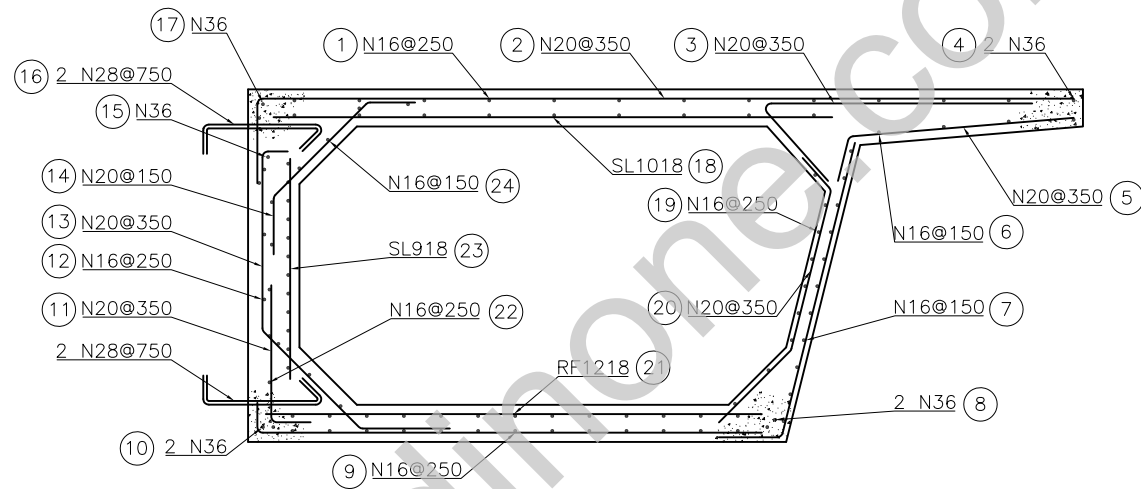
- CIVIL (CONCRETE) DRAWINGS

www.arielrondinone.com  
info@arielrondinone.com

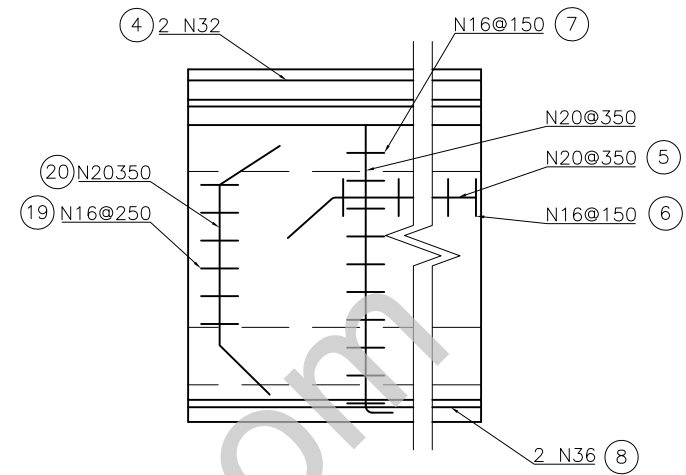
NAME: ARIEL OSVALDO RONDINONE	ARIEL OSVALDO RONDINONE'S PORTFOLIO		
	EMAIL: info@arielrondinone.com	MOBILE: 0426 818 693	
	WEB PAGE: www.arielrondinone.com	CHECKED: A.O.R.	SCALE: N.T.S.@A3
			REVISION 2.0



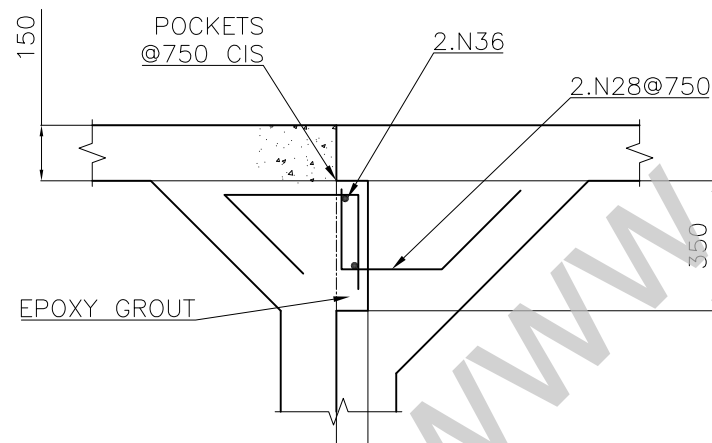
RIGHT VIEW



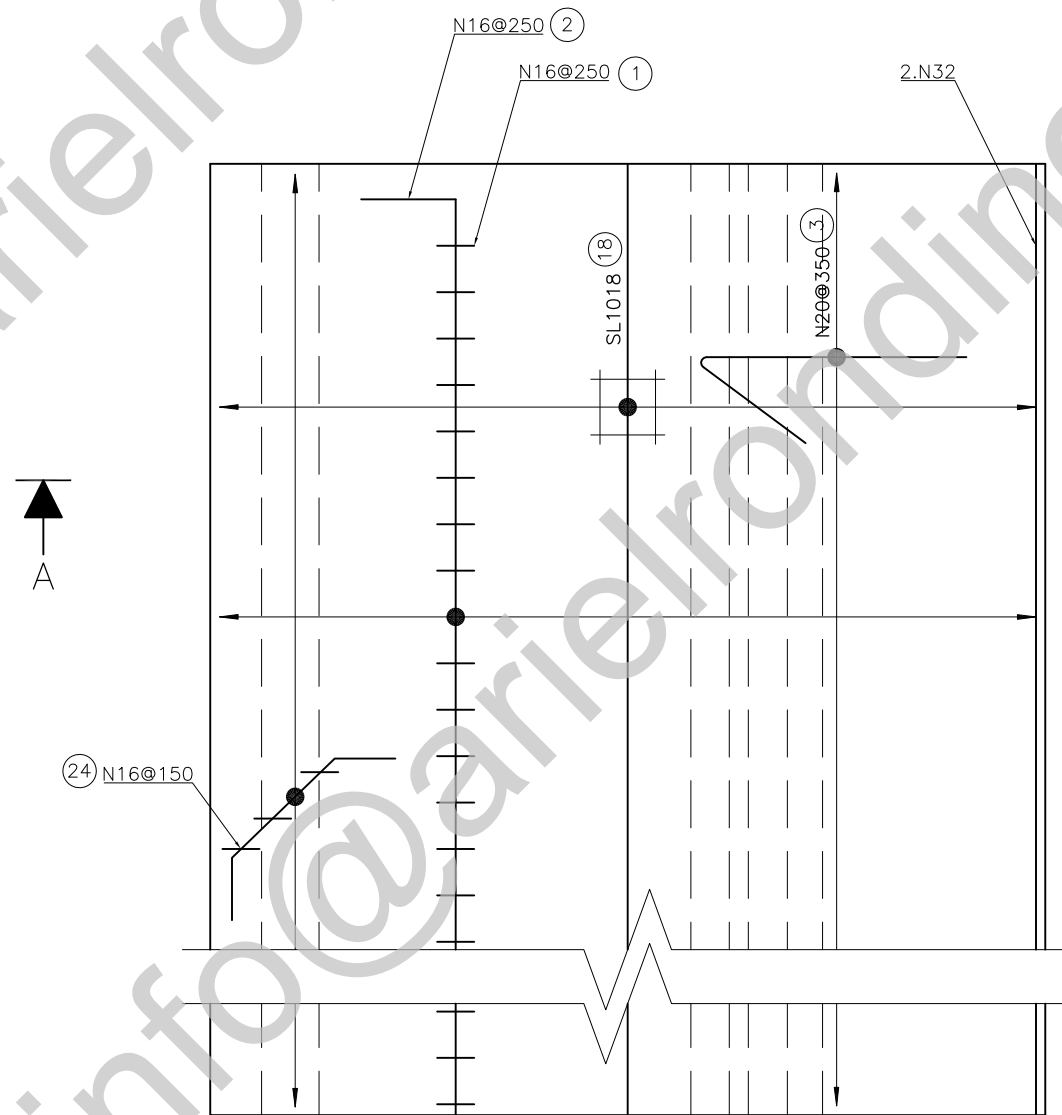
SECTION A-A



FRONT VIEW



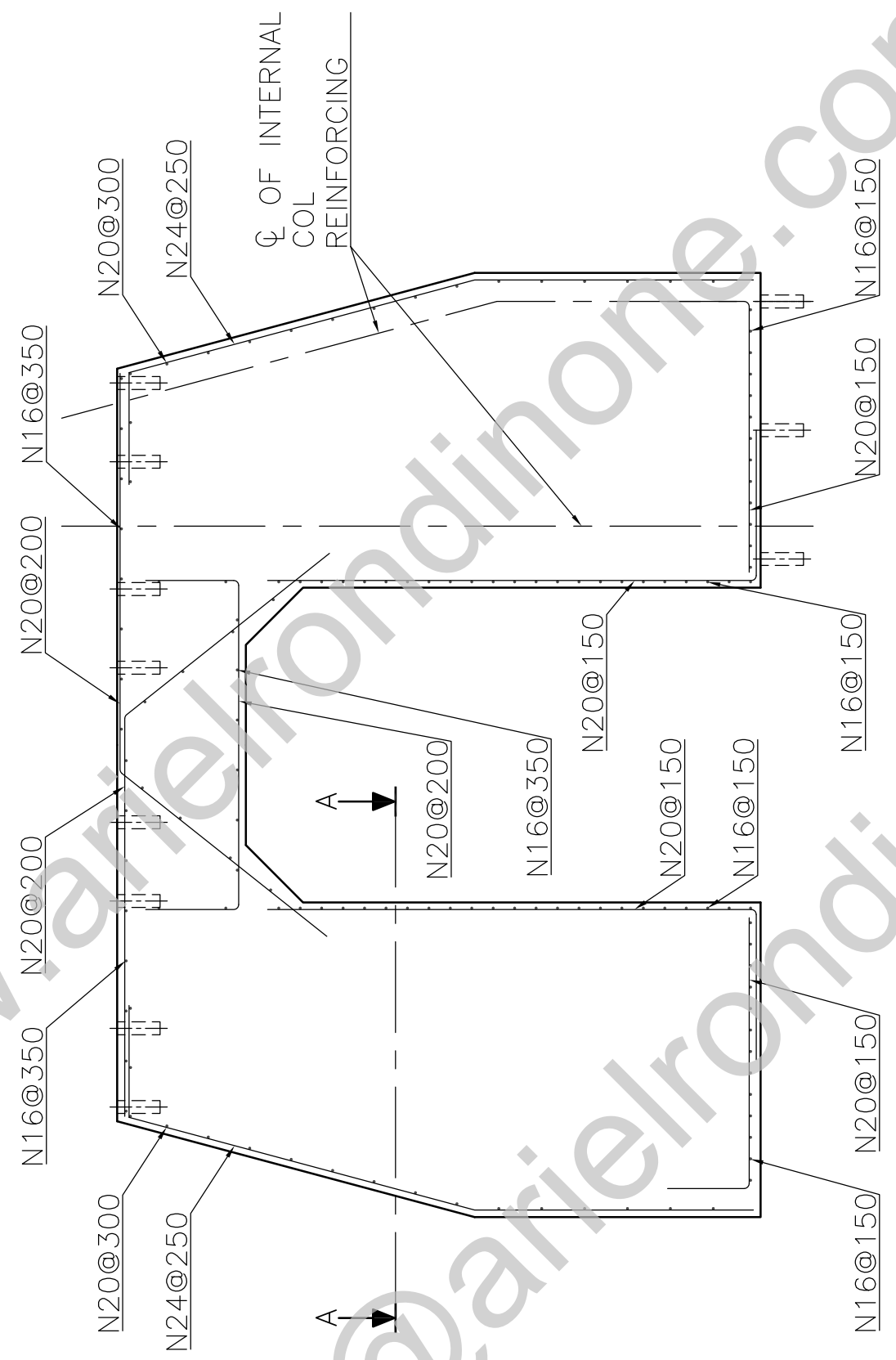
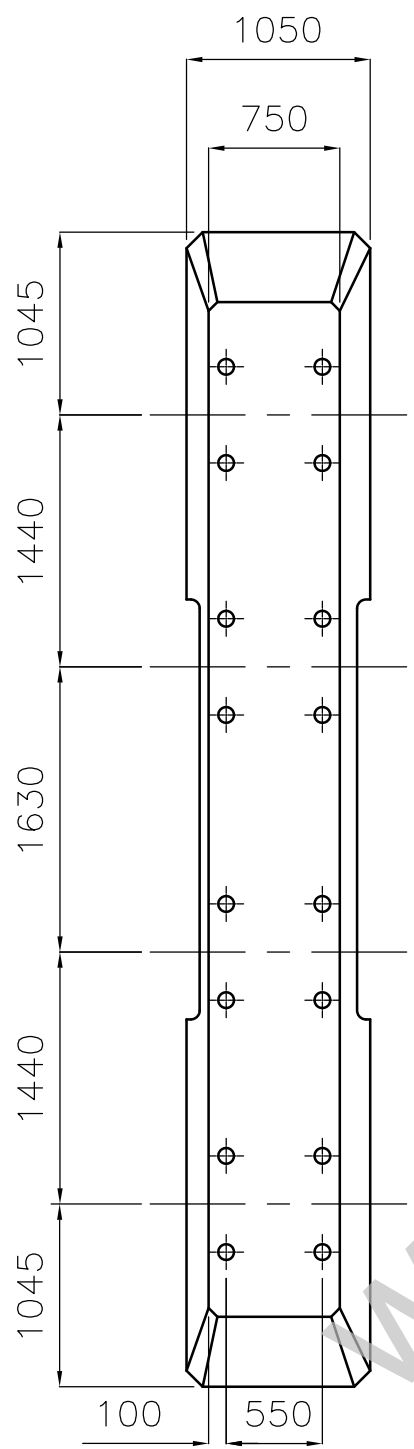
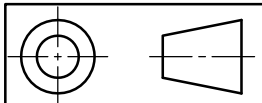
PANEL CONNECTION  
DETAIL  
SCALE 1:10



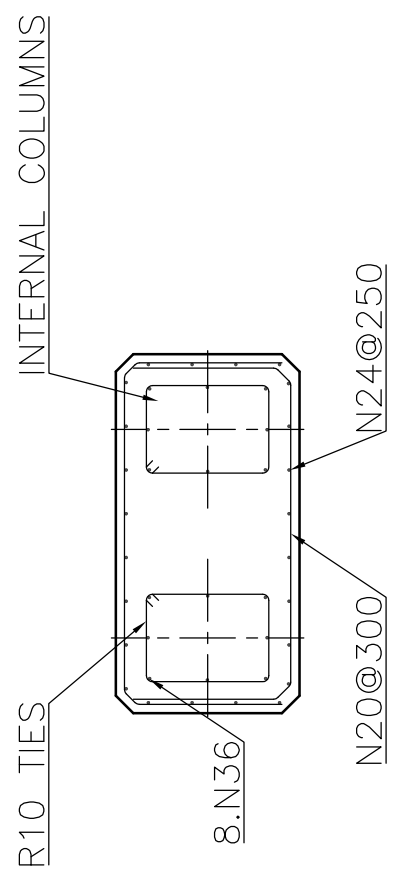
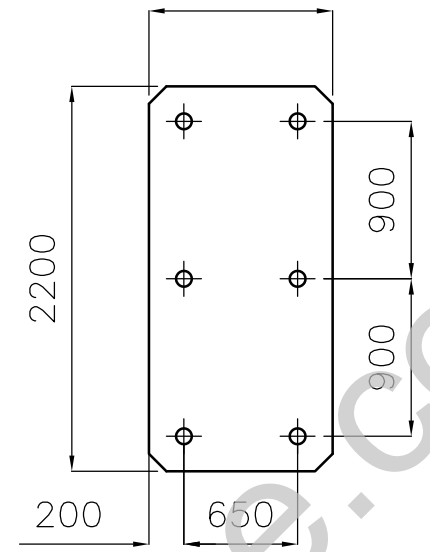
TOP VIEW

NOTE:  
MINIMUM COVER TO BE 30mm UNO.

NAME: ARIEL DATE: 05/09/08	<b>CAD DETAIL DRAFTING</b>		DRAWING N°: SP-3
CHECKED:	BRIDGE DECK REINFORCEMENT	A1	SHEET 1 TO 1
DATE:			SCALE: 1:20 ISSUE:



Ø OF INTERNAL COL REINFORCING




NOTE:  
MINIMUM COVER TO BE 35mm UNO.

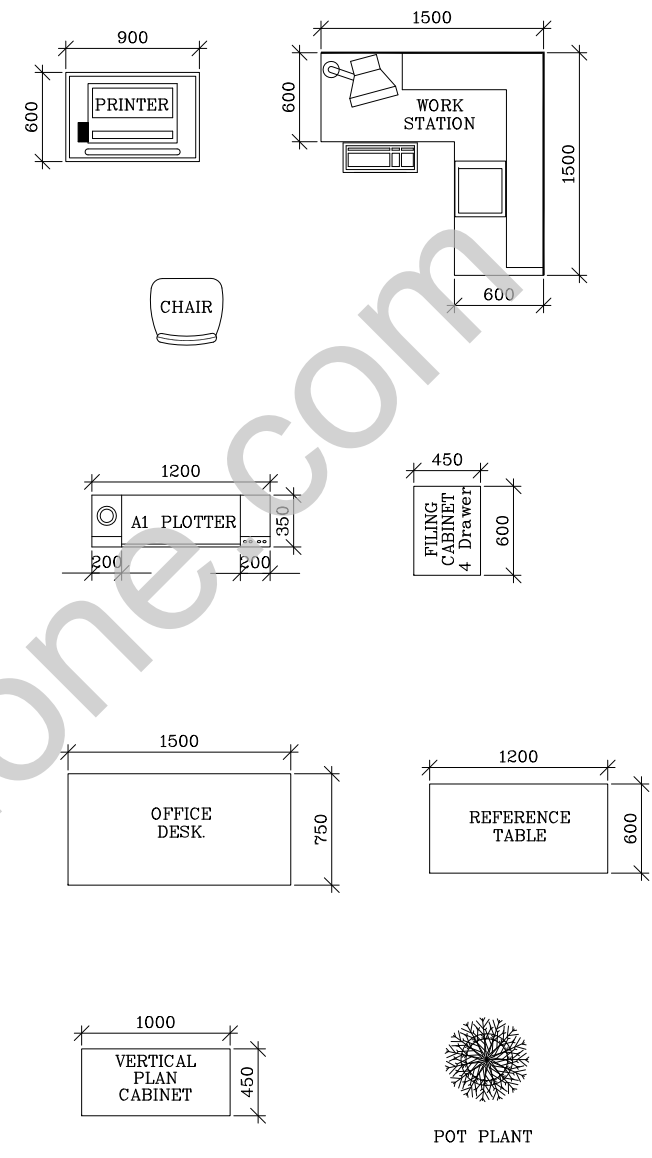
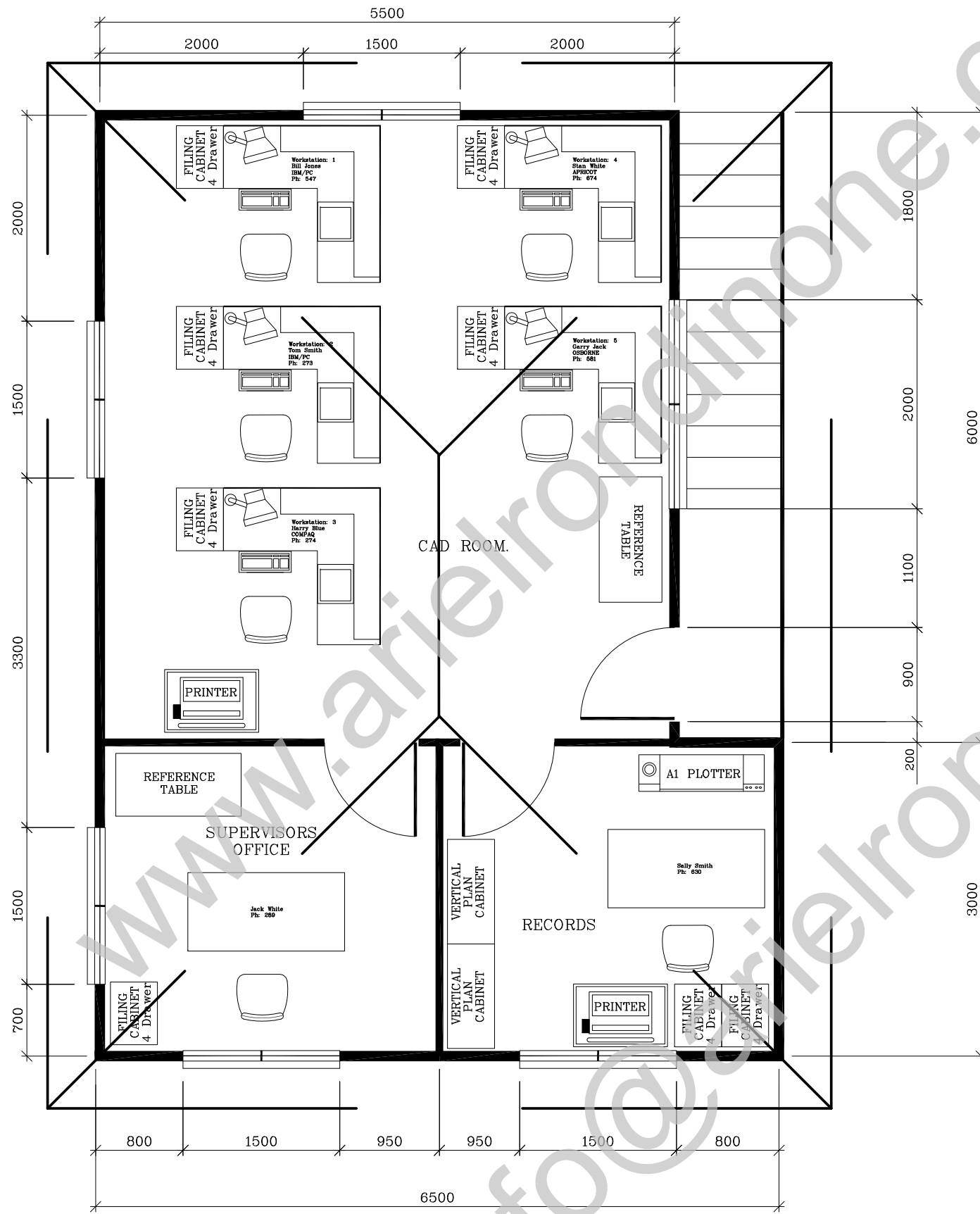
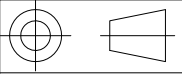
NAME: ARIEL DATE: 22/08/08 CHECKED: DATE:	<b>CAD DETAIL DRAFTING</b>		DRAWING N°: SP-5	
	BRIDGE PEDESTAL DETAIL		<b>A2</b>	SHEET 1 TO 1
			SCALE: 1:30	ISSUE:

ARIEL OSVALDO RONDINONE'S PORTFOLIO

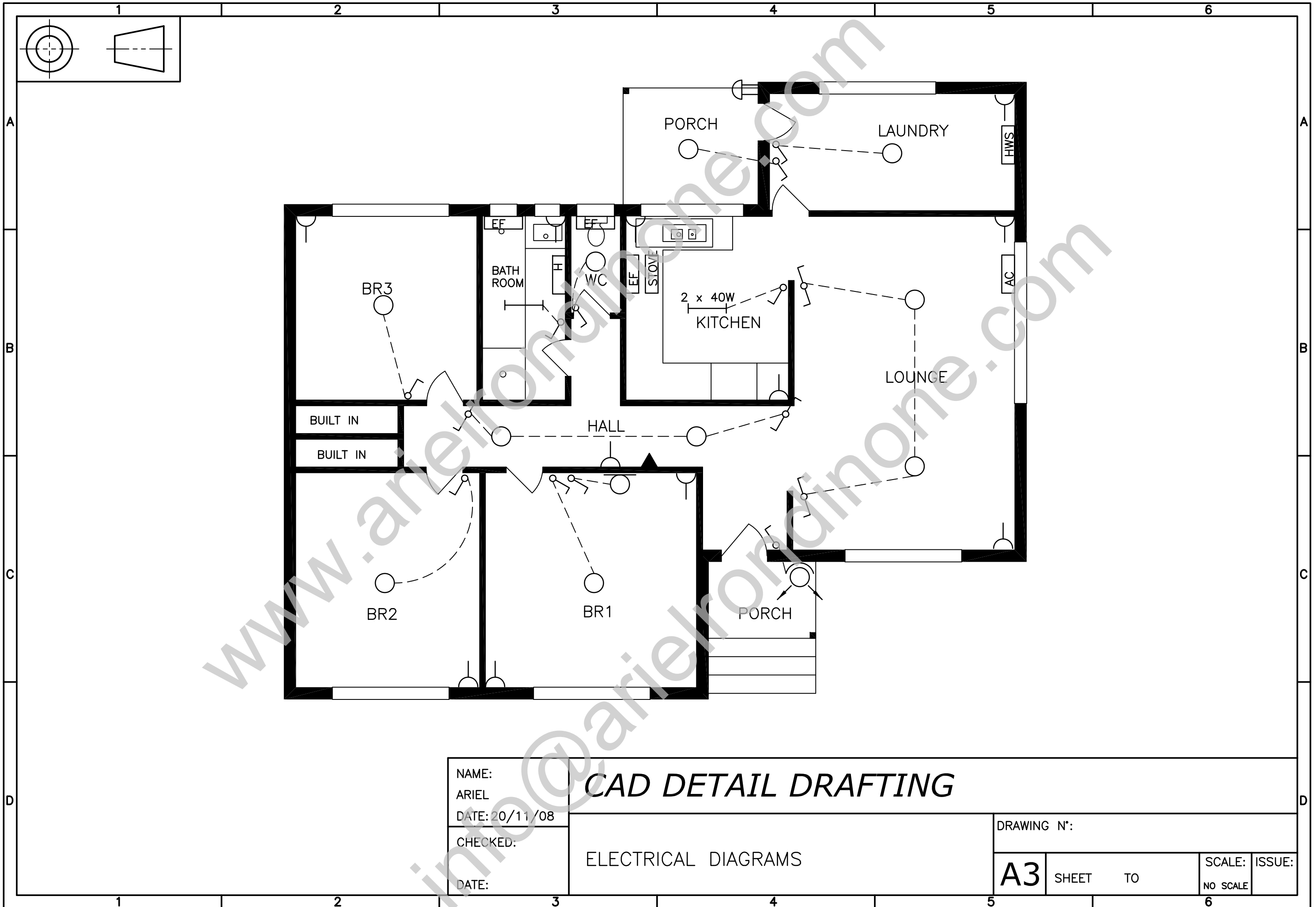
- ARCHITECTURE AND ELECTRICAL DIAGRAM DRAWINGS

NAME: ARIEL OSVALDO RONDINONE	ARIEL OSVALDO RONDINONE'S PORTFOLIO		
	EMAIL: <a href="mailto:info@arielrondinone.com">info@arielrondinone.com</a>	MOBILE: 0426 818 693	
	WEB PAGE: <a href="http://www.arielrondinone.com">www.arielrondinone.com</a>	CHECKED: A.O.R.	SCALE: N.T.S.@A3
			REVISION 2.0





NAME: ARIEL	<b>CAD DETAIL DRAFTING</b>		
DATE: 20/08/08	CADROOM	DRAWING N°:	2
CHECKED:		A1	SHEET 1 TO 1
DATE:		SCALE:	ISSUE:
		1:25	




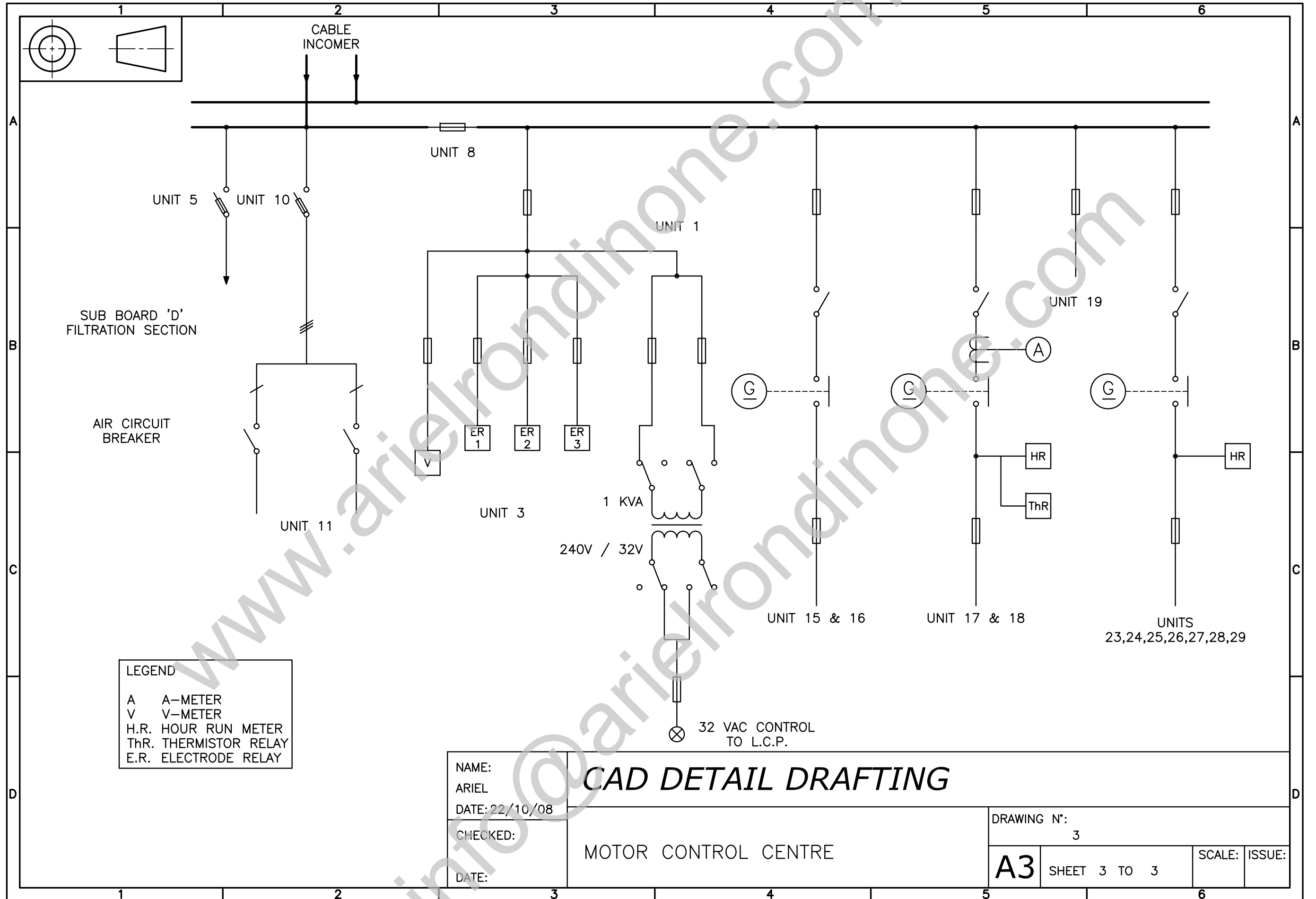
NAME: ARIEL	<b>CAD DETAIL DRAFTING</b>			DRAWING N°:	
DATE: 20/11/08				ELECTRICAL DIAGRAMS	
CHECKED:				<b>A3</b>	SHEET TO
DATE:					

ARIEL OSVALDO RONDINONE'S PORTFOLIO

- ELECTRONIC DRAWINGS

www.arielrondinone.com  
info@arielrondinone.com

NAME: ARIEL OSVALDO RONDINONE	ARIEL OSVALDO RONDINONE'S PORTFOLIO		
	EMAIL: info@arielrondinone.com	MOBILE: 0426 818 693	
	WEB PAGE: www.arielrondinone.com	CHECKED: A.O.R.	SCALE: N.T.S.@A3
			REVISION 2.0



SUB BOARD 'D'  
FILTRATION SECTION

AIR CIRCUIT  
BREAKER

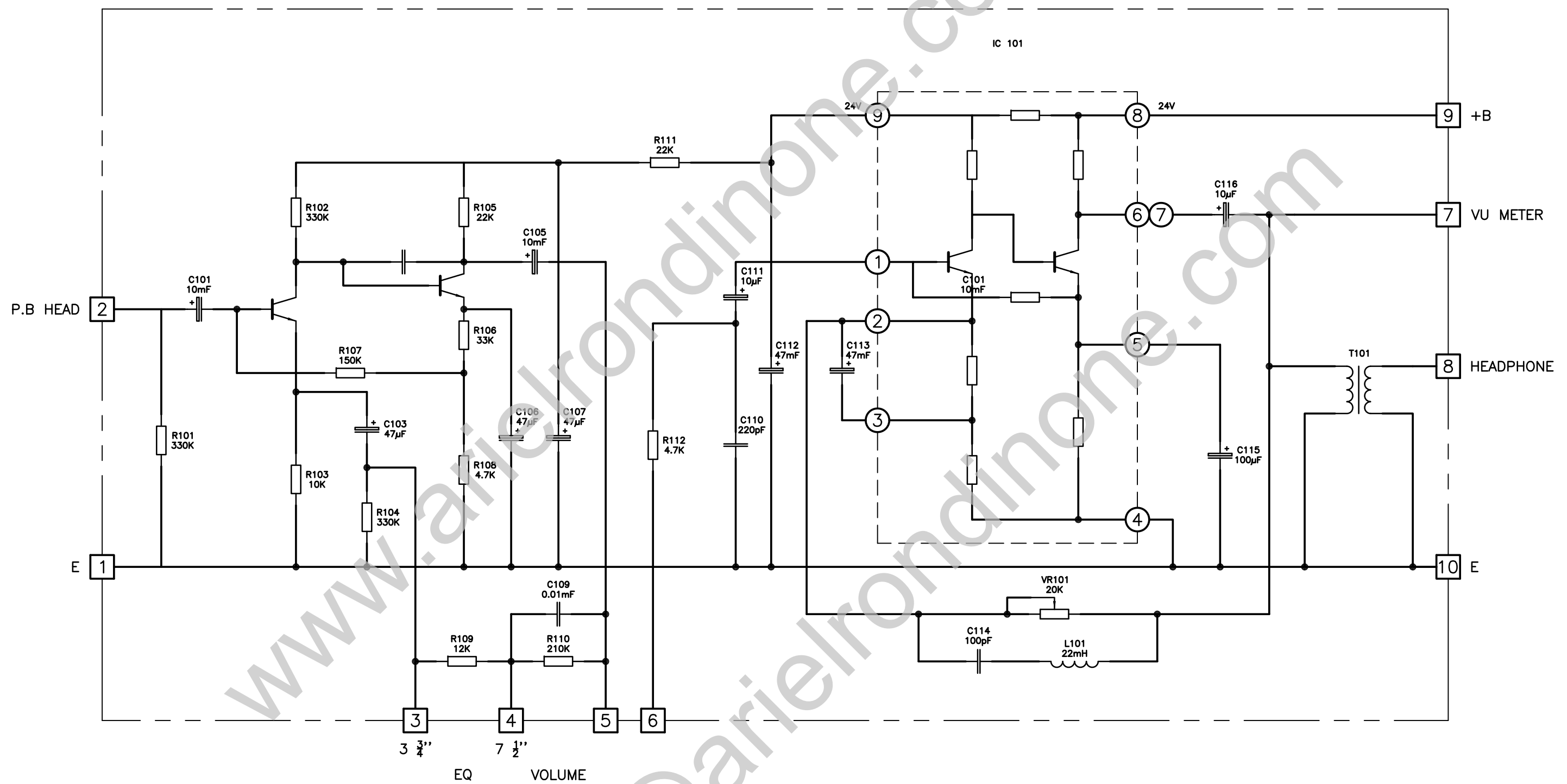
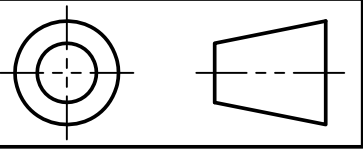
LEGEND	
A	A-METER
V	V-METER
H.R.	HOUR RUN METER
ThR.	THERMISTOR RELAY
E.R.	ELECTRODE RELAY

NAME:  
ARIEL  
DATE: 22/10/08  
CHECKED:  
DATE:

## CAD DETAIL DRAFTING

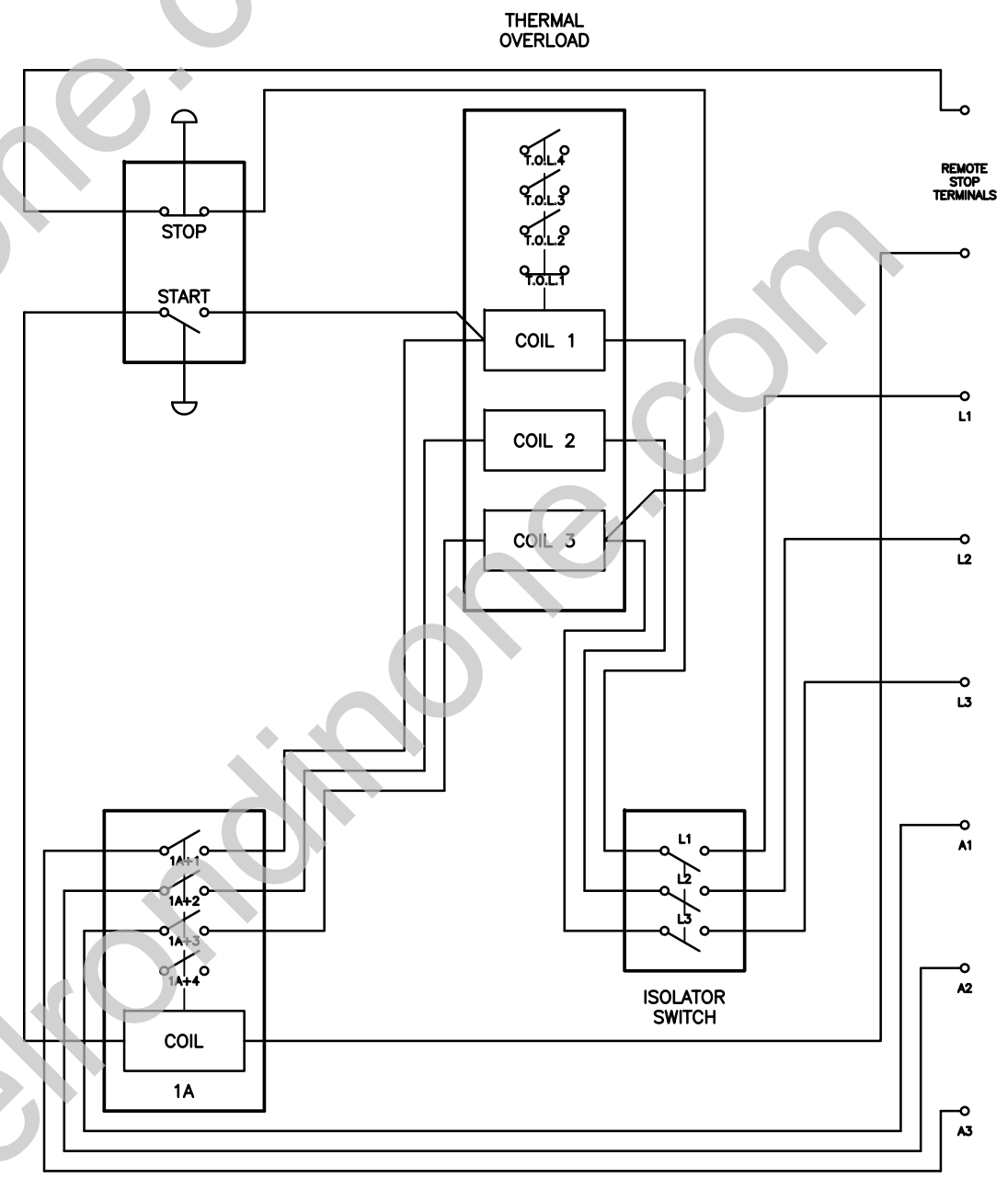
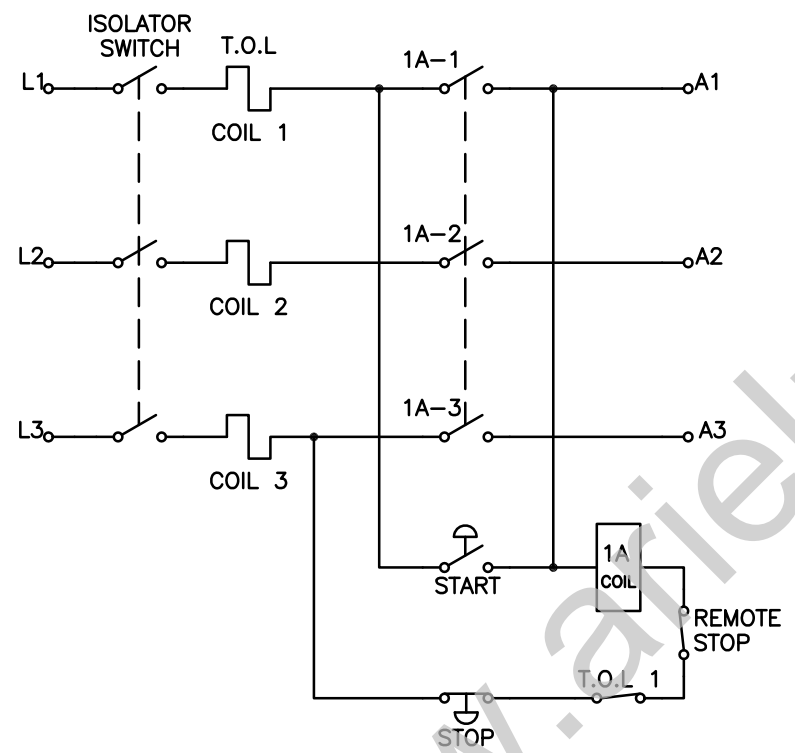
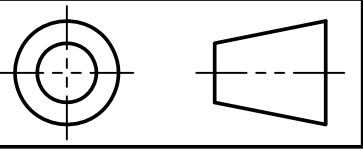
MOTOR CONTROL CENTRE

DRAWING N°: 3		SCALE:	ISSUE:
<b>A3</b>	SHEET 3 TO 3		



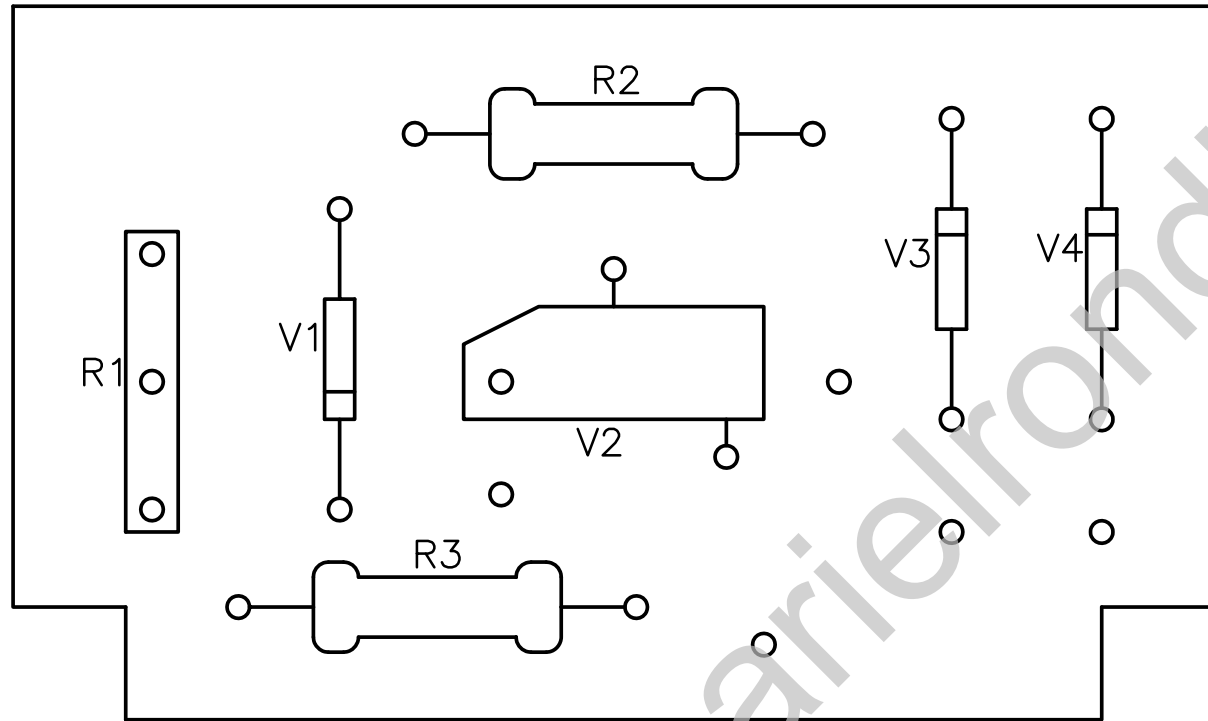
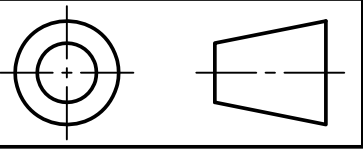
NOTES UNLESS SPECIFIED OTHERWISE:  
 1) ALL RESISTORS 1/4 WATT ±5%  
 2) ALL CAPACITORS 35V

NAME: ARIEL	<b>CAD DETAIL DRAFTING</b>		
DATE: 12/11/08			
CHECKED:	P.B. AMPLIFIER	DRAWING N°: 6	
DATE:		<b>A3</b>	SHEET 6 TO 6

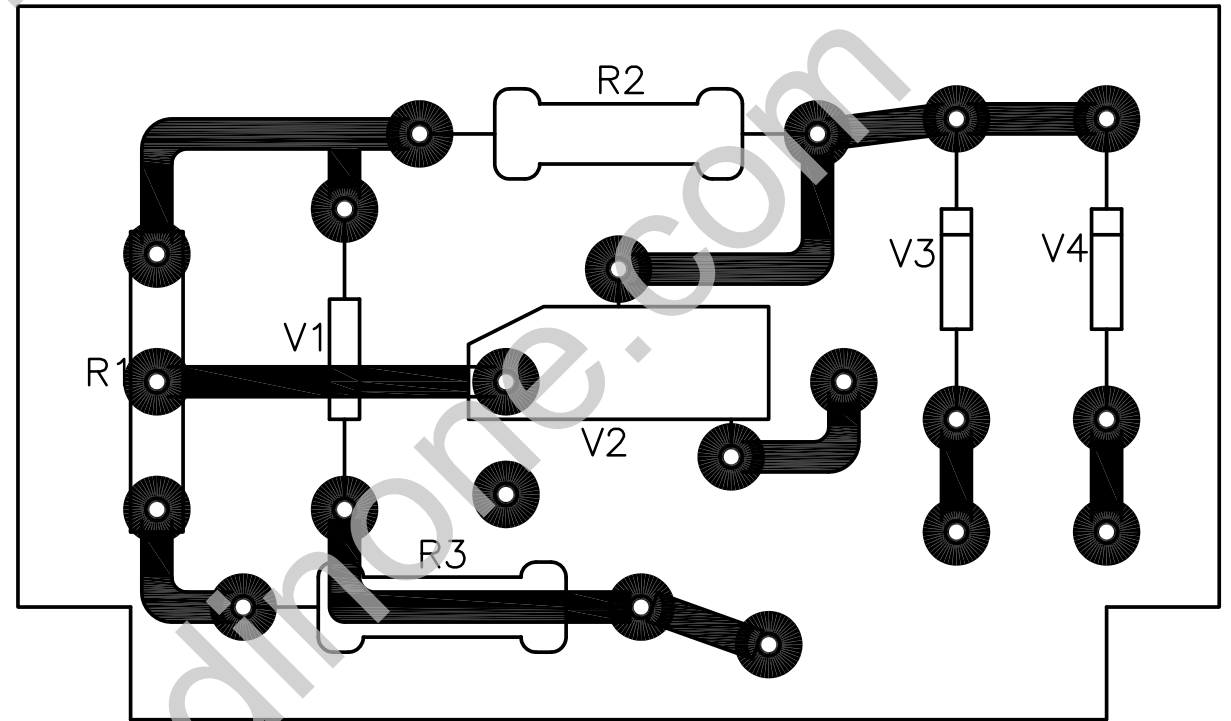


NOTES UNLESS SPECIFIED OTHERWISE:  
 1) ALL RESISTORS 1/4 WATT ±5%  
 2) ALL CAPACITORS 35V

NAME: ARIEL	<b>CAD DETAIL DRAFTING</b>		
DATE: 12/11/08			
CHECKED:	P.B. AMPLIFIER	DRAWING N°: 6	
DATE:		<b>A3</b>	SHEET 6 TO 6



LAYOUT OF COMPONENTS



NAME:

**CAD DETAIL DRAFTING**

DATE:

DRAWING N°:

CHECKED:

**A3**

SHEET

TO


SCALE: ISSUE:

DATE:

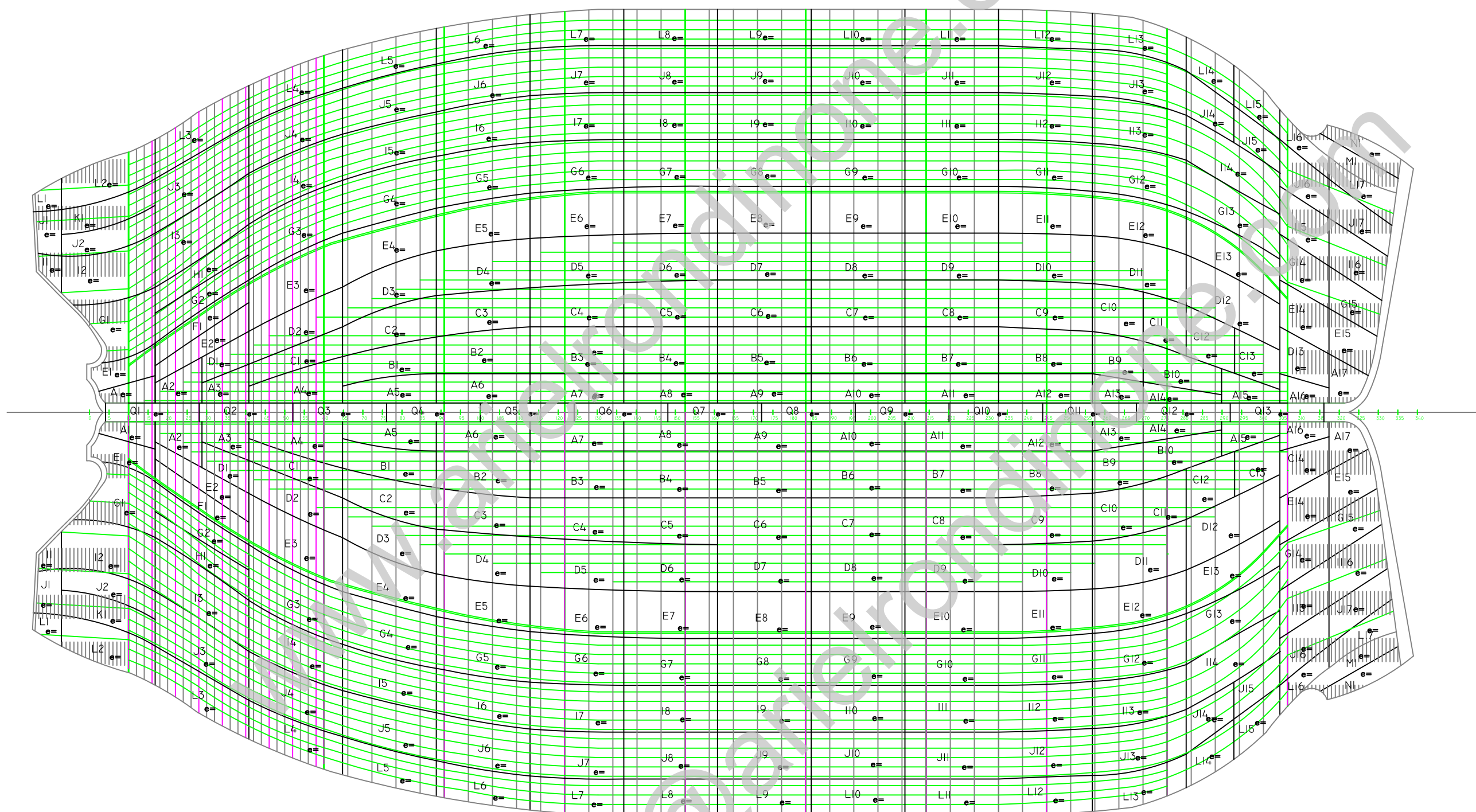
ARIEL OSVALDO RONDINONE'S PORTFOLIO

- NAVAL (VESSEL) DRAWING

www.arielrondinone.com  
info@arielrondinone.com

NAME: ARIEL OSVALDO RONDINONE	ARIEL OSVALDO RONDINONE'S PORTFOLIO		
	EMAIL: info@arielrondinone.com	MOBILE: 0426 818 693	
	WEB PAGE: www.arielrondinone.com	CHECKED: A.O.R.	SCALE: N.T.S.@A3
			REVISION 2.0






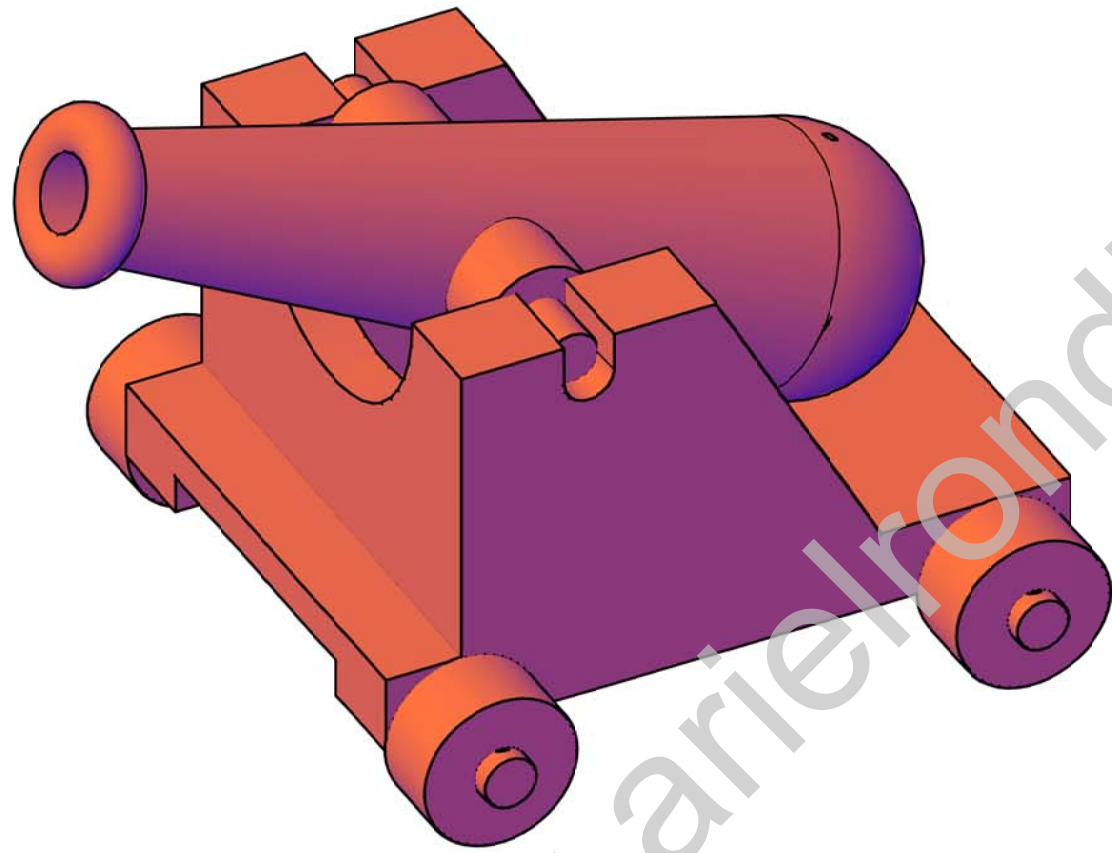
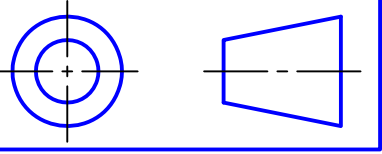
U.T.N. - F.R.B.A.		MATRICULA N°
CARACTERISTICAS GENERALES ESLORA 176.750m MANGA 26m PUNTA L 10.656m		TIPO DE BUQUE: PETROLERO
T.A.T.	T.A.N.	NAVEGACION: MARITIMA
ALUMNO: ARIEL O. RONDINONE		ESCALA: LONGITUDINAL 1:150 TRANSVERSAL 1:75
TITULO: DESARROLLO DEL CASCO		
PROFESOR: MIGUEL ENRIQUEZ		
FIRMA DEL PROFESOR:		

ARIEL OSVALDO RONDINONE'S PORTFOLIO

- AUTOCAD 3D DRAWINGS

www.arielrondinone.com  
info@arielrondinone.com

NAME: ARIEL OSVALDO RONDINONE	ARIEL OSVALDO RONDINONE'S PORTFOLIO		
	EMAIL: info@arielrondinone.com	MOBILE: 0426 818 693	
	WEB PAGE: www.arielrondinone.com	CHECKED: A.O.R.	SCALE: N.T.S.@A3
			REVISION 2.0



NAME:  
ARIEL  
DATE: 28/11/08  
CHECKED:  
DATE:


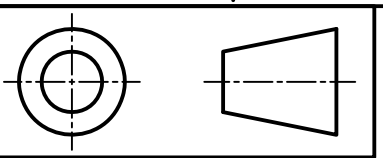
## CAD DETAIL DRAFTING

3D

DRAWING N°:  
14

A3 SHEET 14 TO 14

SCALE: ISSUE:



NAME:  
ARIEL  
DATE: 21/11/08  
CHECKED:  
DATE:

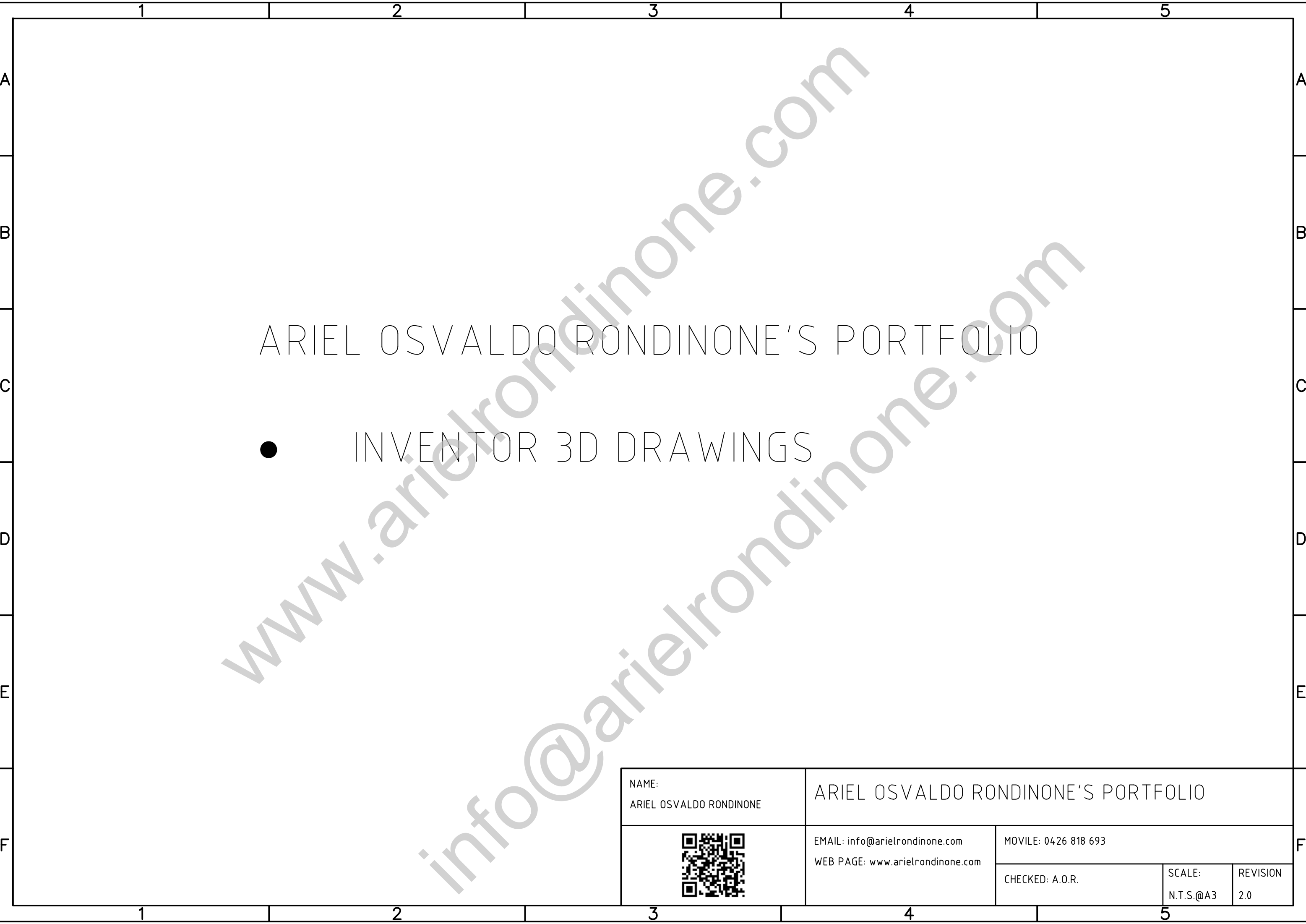
3D

### CAD DETAIL DRAFTING

DRAWING N°:


A3 SHEET 7 TO 7

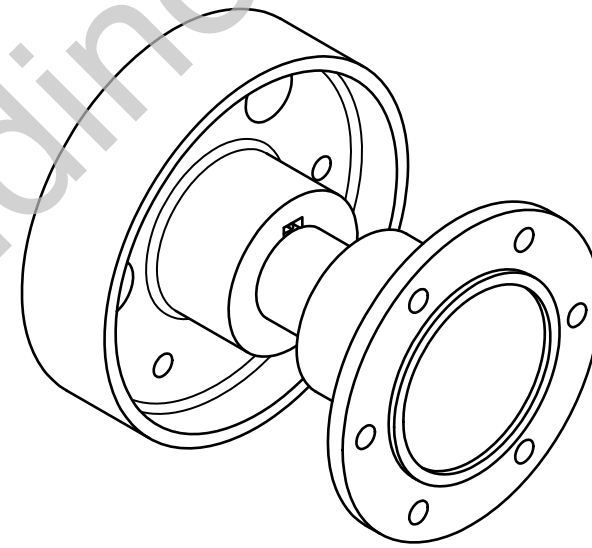
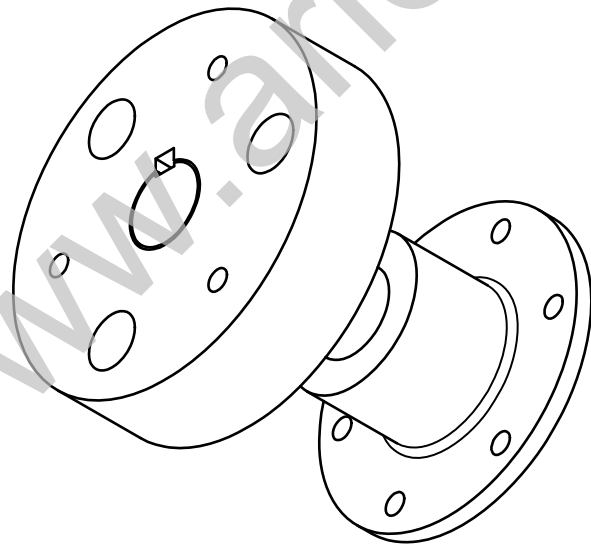
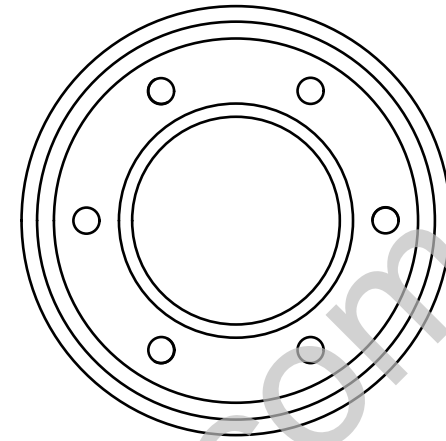
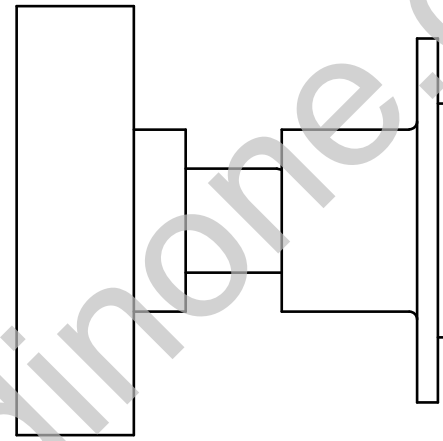
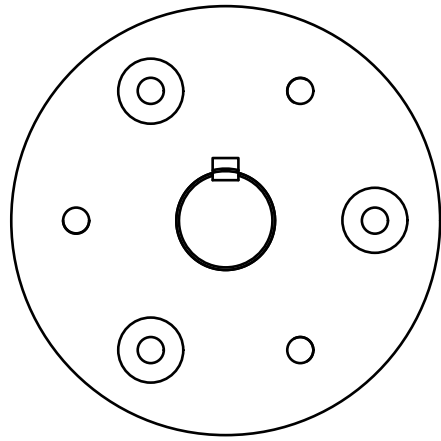
SCALE: ISSUE:



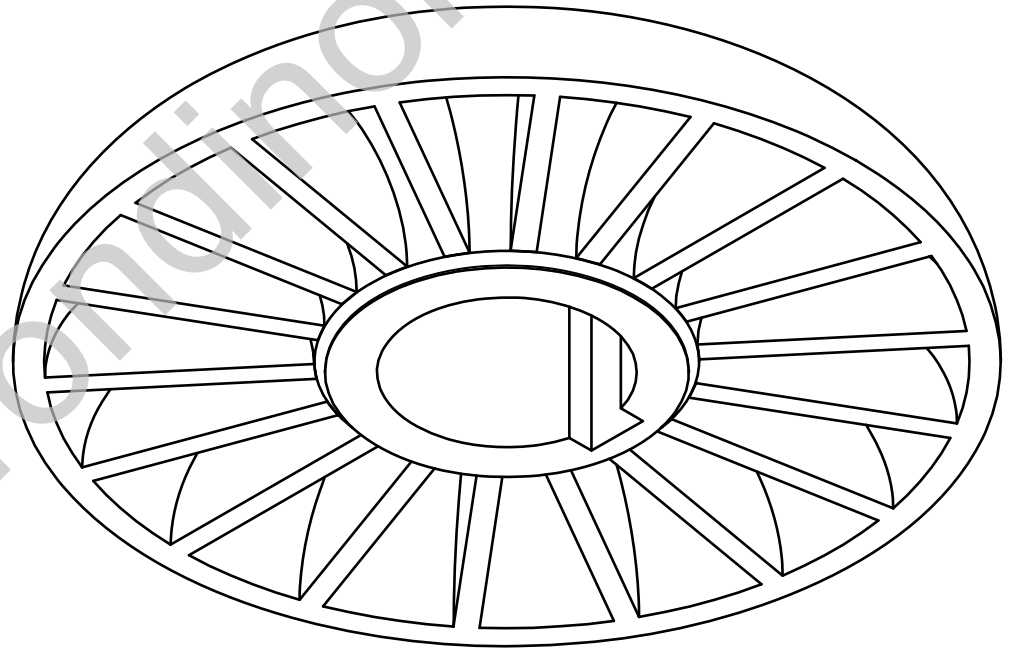
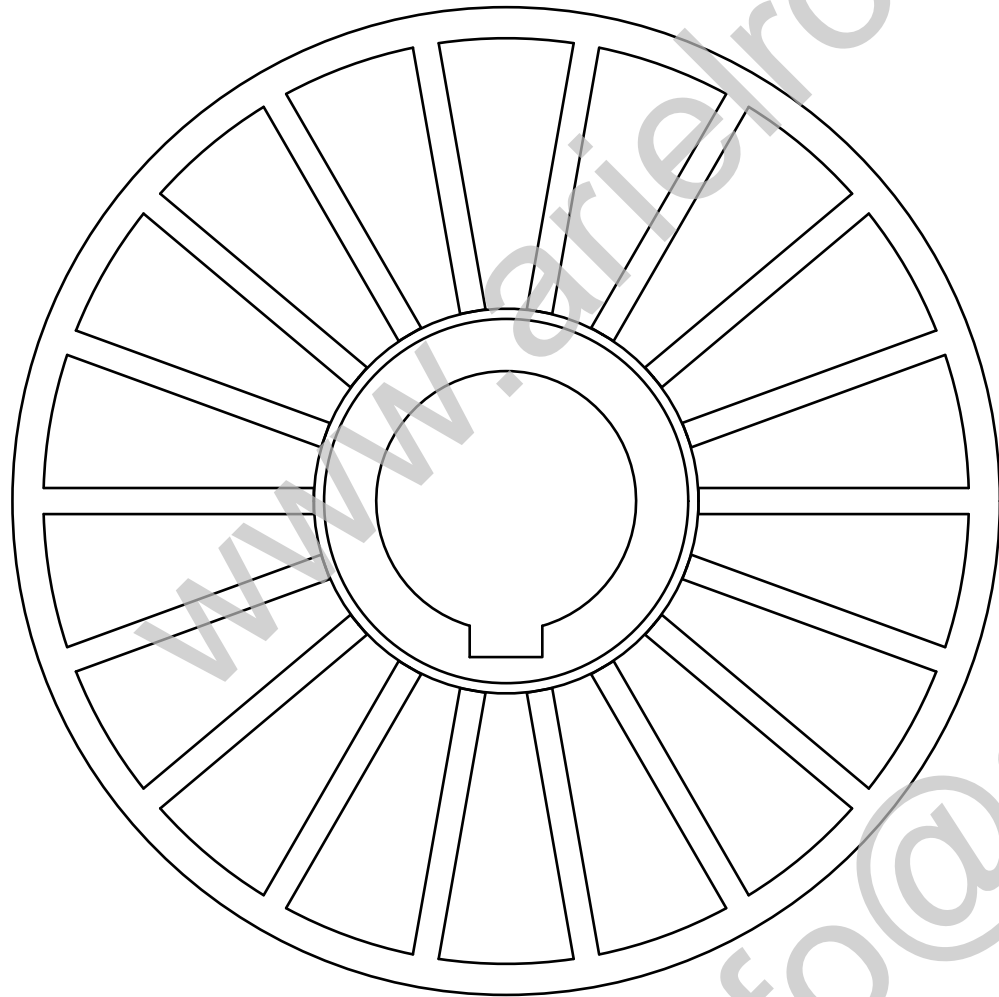
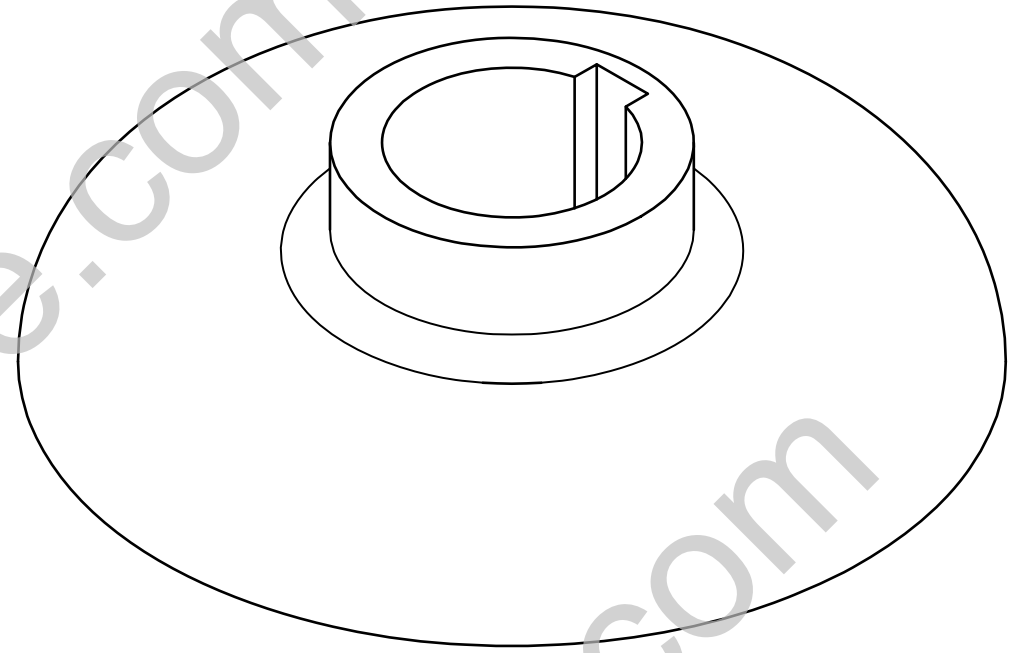

# ARIEL OSVALDO RONDINONE'S PORTFOLIO

- INVENTOR 3D DRAWINGS

NAME: ARIEL OSVALDO RONDINONE	ARIEL OSVALDO RONDINONE'S PORTFOLIO		
	EMAIL: <a href="mailto:info@arielrondinone.com">info@arielrondinone.com</a> WEB PAGE: <a href="http://www.arielrondinone.com">www.arielrondinone.com</a>	MOBILE: 0426 818 693	
	CHECKED: A.O.R.	SCALE: N.T.S.@A3	REVISION 2.0



DRAWN Ariel		TITLE <b>FLUID COUPLING</b>		
CHECKED				
QA		SIZE <b>C</b>	DWG NO	REV
MFG				
APPROVED		SCALE	SHEET 1 OF 1	



DRAWN Ariel		TITLE <b>RUNNER</b>		
CHECKED				
QA		SIZE <b>C</b>	DWG NO <b>Runner</b>	REV
MFG		SCALE	SHEET 1 OF 1	
APPROVED				